



UNIVERSITAS  
**MERCU BUANA**

**APLIKASI SISTEM IT SUPPORT SERVICE MANAGEMENT BERBASIS  
WEB PADA PT. VISIONET DATA INTERNASIONAL**



DEDIK NURDIANTORO

41813120068

UNIVERSITAS  
**MERCU BUANA**

PROGRAM STUDI SISTEM INFORMASI  
FAKULTAS ILMU KOMPUTER  
UNIVERSITAS MERCU BUANA  
JAKARTA  
2017



UNIVERSITAS  
**MERCU BUANA**

**APLIKASI SISTEM IT SUPPORT SERVICE MANAGEMENT BERBASIS  
WEB PADA PT. VISIONET DATA INTERNASIONAL**

**Laporan Tugas Akhir**

**Diajukan Untuk Melengkapi Salah Satu Syarat  
Memperoleh Gelar Sarjana Sistem Informasi**

**MERCU BUANA**

**Oleh :**

**DEDIK NURDIANTORO**

**41813120068**

**PROGRAM STUDI SISTEM INFORMASI  
FAKULTAS ILMU KOMPUTER  
UNIVERSITAS MERCU BUANA  
JAKARTA**

**2017**

**i**

**<http://digilib.mercubuana.ac.id/>**

## LEMBAR PERNYATAAN

### LEMBAR PERNYATAAN

Yang bertanda tangan dibawah ini :

NIM : 41813120068  
Nama : DEDIK NURDIANTORO  
Judul Skripsi : Aplikasi Sistem IT Support Service Management Berbasis  
Web Pada PT. Visionet Data Internasional

Menyatakan bahwa Laporan Tugas Akhir saya adalah hasil karya sendiri dan bukan  
*plagiat. Apabila ternyata ditemukan didalam laporan Tugas Akhir saya terdapat*  
*unsur plagiat, maka saya siap untuk mendapatkan sanksi akademik yang terkait*  
*dengan hal tersebut.*

Desember - 2017


UNIVERSITAS  
MERCU BUANA

## LEMBAR PERSETUJUAN SIDANG

NIM : 41813120068  
Nama : DEDIK NURDIANTORO  
Judul Skripsi : APLIKASI SISTEM IT SUPPORT SERVICE MANAGEMENT  
BERBASIS WEB PADA PT. VISIONET DATA INTERNASIONAL

SKRIPSI INI TELAH DIPERIKSA DAN DISETUJUI

JAKARTA, .....


  
Anita Ratnasari, S.Kom., M.Kom  
Dosen Pembimbing  
UNIVERSITAS  
MERCU BUANA

# LEMBAR PENGESAHAN

## LEMBAR PENGESAHAN


NIM : 41813120068  
Nama : DEDIK NURDIANTORO  
Judul Skripsi : Aplikasi Sistem IT Support Service Management Berbasis  
Web Pada PT. Visionet Data Internasional


SKRIPSI INI TELAH DISIDANGKAN  
JAKARTA, 13-Desember-2017.....

  
Anita Ratnasari, S.Kom, M.Kom  
Dosen Pembimbing

MENGETAHUI,

UNIVERSITAS  
MERCU BUANA

  
Inge Handriani, M.AK., MMSI  
Koord. Tugas Akhir Sistem Informasi

  
Nur Ani, ST., MMSI  
KaProdi Sistem Informasi

## KATA PENGANTAR

Puji syukur Alhamdulillah atas limpahan rahmat dan petunjuk Allah SWT sehingga penulis dapat menyelesaikan laporan tugas akhir yang merupakan salah satu persyaratan untuk mengajukan skripsi program studi strata satu ( S1 ) pada Jurusan Sistem Informasi Universitas Mercu Buana Jakarta.

Penulis menyadari bahwa laporan tugas akhir ini masih jauh dari sempurna. Karena itu, kritik dan saran akan senantiasa penulis terima dengan senang hati.

Dengan segala keterbatasan, penulis menyadari pula bahwa laporan tugas akhir ini tidak akan terwujud tanpa bantuan, bimbingan, dan dorongan dari berbagai pihak. Untuk itu, dengan segala kerendahan hati penulis menyampaikan ucapan terima kasih kepada :

1. Ibu Nur Ani, ST., MMSI., selaku Ketua Program Studi Sistem Informasi Universitas Mercu Buana.
2. Ibu Anita Ratnasari, S.Kom., M.Kom., selaku Dosen Pembimbing Tugas Akhir
3. Ibu yang selalu menyertai doa dan curahan cintanya kepada penulis.
4. Bapak Hendrickus Hadijanto, selaku Division Head Corporate Service PT. Visionet Data Internasional atas segala bantuan dan dukungan yang tak terhingga.
5. Bapak dan Ibu Dosen Universitas Mercu Buana yang telah berjasa memberikan ilmunya kepada penulis selama ini.
6. Teman-teman angkatan 2013 yang telah memberikan perhatian dan kebersamaan selama masa perkuliahan.
7. Seluruh karyawan PT. Visionet Data Internasional dan berbagai pihak yang telah membantu penulis dalam menyelesaikan laporan Tugas Akhir ini.

Penulis menyadari bahwa dalam penyusunan tugas akhir ini masih jauh dari sempurna. Oleh karena itu kritik dan saran senantiasa penulis terima dengan senang hati. Besar harapan penulis semoga laporan tugas akhir ini dapat bermanfaat bagi semua pihak. Semoga Allah SWT membalas kebaikan dan selalu mencurahkan hidayah serta taufikNya, Amin.

Jakarta, 9 Desember 2017

Dedik Nurdiantor

## DAFTAR ISI

LEMBAR PENGESAHAN .....	ii
LEMBAR PERSETUJUAN SIDANG .....	iii
LEMBAR PENGESAHAN .....	iv
ABSTRAK.....	v
ABSTRACT.....	vi
KATA PENGANTAR .....	vii
DAFTAR ISI.....	viii
DAFTAR GAMBAR.....	xvi
DAFTAR TABEL.....	xxi
1 BAB I PENDAHULUAN.....	1
1.1 Latar Belakang.....	1
1.2 Rumusan Masalah.....	2
1.3 Batasan Masalah .....	3
1.4 Tujuan & Manfaat.....	3
1.5 Metode Penelitian .....	4
1.5.1 Teknik Pengumpulan Data.....	4
1.5.2 Metode Pengembangan Sistem .....	5
1.6 Sistematika Penulisan .....	5
2 BAB II LANDASAN TEORI .....	7
2.1 Definisi Perancangan Sistem Informasi.....	7
2.1.1 Definisi Sistem Informasi .....	7
2.2 <i>Information Technology Service Management</i> .....	8
2.3 <i>Service Delivery Process</i> .....	9
2.4 Service Desk .....	10

2.5	Metode Pengembangan Sistem .....	11
2.6	Metode Analisis Sistem .....	12
2.7	Pengertian UML ( <i>Unified Modeling Language</i> ).....	13
2.7.1	Use Case Diagram.....	13
2.7.2	Activity Diagram.....	15
2.7.3	Sequence Diagram .....	17
2.7.4	Class Diagram.....	19
2.8	Pengertian Basis Data .....	22
2.9	Pengertian SQL Sever.....	23
2.10	Pengertian .Net Framework .....	23
2.11	Pengertian Microsoft Visual Studio.....	24
2.12	Pengertian Bahasa Pemrograman C#.....	24
2.13	Pengertian ASP.NET MVC .....	24
2.14	Studi Literatur .....	26
3	<b>BAB III ANALISA DAN PERANCANGAN</b> .....	30
3.1	Profile Perusahaan .....	30
3.1.1	Struktur Organisasi Perusahaan .....	32
3.1.2	Visi & Misi .....	33
3.1.3	Budaya Kerja dan Filosofi Perusahaan .....	33
3.2	Analisa Sistem Berjalan.....	33
3.3	Analisa Kebutuhan.....	35
3.4	Perancangan Sistem Usulan .....	40
3.4.1	Use Case.....	40
3.4.1.1	Use Case <i>Login</i> .....	41
3.4.1.2	Use Case Mengelola Perusahaan .....	42
3.4.1.3	Use Case Mengelola User .....	43
3.4.1.4	Use Case Melihat <i>Role</i> .....	44
3.4.1.5	Use Case Mengelola Kategori Layanan.....	45



3.4.1.6	Use Case Mengelola <i>Service Level Agreement (SLA)</i> .....	46
3.4.1.7	Use Case Mengelola Layanan Kelas.....	47
3.4.1.8	Use Case Mengelola Tim Dukungan .....	48
3.4.1.9	Use Case Mengelola Anggota Dukungan .....	49
3.4.1.10	Use Case Mengelola Kategori Layanan Perusahaan.....	50
3.4.1.11	Use Case Mengelola Katalog.....	51
3.4.1.12	Use Case Mengelola Dukungan Kategori.....	52
3.4.1.13	Use Case <i>Create Ticket</i> .....	53
3.4.1.14	Use Case <i>Manage Active Ticket</i> .....	54
3.4.1.15	Use Case <i>Manage User Customer</i> .....	54
3.4.1.16	Use Case <i>View Corporate</i> .....	55
3.4.1.17	Use Case <i>View Ticket History</i> .....	56
3.4.1.18	Use Case <i>Create Ticket Customer</i> .....	57
3.4.1.19	Use Case <i>View Ticket Active Customer</i> .....	57
3.4.1.20	Use Case <i>Confirmation Ticket</i> .....	58
3.4.1.21	Use Case <i>View Ticket History Customer</i> .....	59
3.4.1.22	Use Case <i>Approval Ticket Request</i> .....	60
3.4.1.23	Use Case <i>Manage Active Ticket Agent</i> .....	61
3.4.1.24	Use Case <i>View History Ticket Agent</i> .....	62
3.4.1.25	Use Case <i>Report Service Category</i> .....	62
3.4.1.26	Use Case <i>Report SLA</i> .....	63
3.4.2	Activity Diagram.....	64
3.4.2.1	Activity Diagram <i>Login</i> .....	64
3.4.2.2	Activity Diagram <i>Manage Corporate</i> .....	65
3.4.2.3	Activity Diagram <i>Manage User</i> .....	66
3.4.2.4	Activity Diagram <i>View Role</i> .....	67
3.4.2.5	Activity Diagram <i>Manage Service Category</i> .....	68
3.4.2.6	Activity Diagram <i>Manage SLA</i> .....	69

3.4.2.7	Activity Diagram <i>Manage Service Class</i> .....	70
3.4.2.8	Activity Diagram <i>Manage Support Team</i> .....	71
3.4.2.9	Activity Diagram <i>Manage Support Member</i> .....	72
3.4.2.10	Activity Diagram <i>Manage Category Service Corporate</i> .....	73
3.4.2.11	Activity Diagram <i>Manage Catalog</i> .....	74
3.4.2.12	Activity Diagram <i>Manage Category Support</i> .....	75
3.4.2.13	Activity Diagram <i>Create Ticket</i> .....	76
3.4.2.14	Activity Diagram <i>Manage Active Ticket</i> .....	77
3.4.2.15	Activity Diagram <i>Manage User Customer</i> .....	78
3.4.2.16	Activity Diagram <i>View Corporate</i> .....	79
3.4.2.17	Activity Diagram <i>View Ticket History</i> .....	79
3.4.2.18	Activity Diagram <i>Create Ticket Customer</i> .....	80
3.4.2.19	Activity Diagram <i>View Ticket Active Customer</i> .....	81
3.4.2.20	Activity Diagram <i>Confirmation Ticket</i> .....	82
3.4.2.21	Activity Diagram <i>View Ticket History Customer</i> .....	83
3.4.2.22	Activity Diagram <i>Approval Ticket Request</i> .....	84
3.4.2.23	Activity Diagram <i>Manage Active Ticket Agent</i> .....	85
3.4.2.24	Activity Diagram <i>View History Ticket Agent</i> .....	86
3.4.2.25	Activity Diagram <i>Report Service Category</i> .....	87
3.4.2.26	Activity Diagram <i>Report SLA</i> .....	88
3.4.3	Sequence Diagram .....	89
3.4.3.1	Sequence Diagram <i>Login</i> .....	89
3.4.3.2	Sequence Diagram <i>Manage Corporate</i> .....	89
3.4.3.3	Sequence Diagram <i>Manage User</i> .....	90
3.4.3.4	Sequence Diagram <i>View Role</i> .....	90
3.4.3.5	Sequence Diagram <i>Manage Service Category</i> .....	91
3.4.3.6	Sequence Diagram <i>Manage SLA</i> .....	91
3.4.3.7	Sequence Diagram <i>Manage Service Class</i> .....	92

3.4.3.8	Sequence Diagram <i>Manage Support Team</i> .....	93
3.4.3.9	Sequence Diagram <i>Manage Support Member</i> .....	93
3.4.3.10	Sequence Diagram <i>Manage Category Service Corporate</i> .....	94
3.4.3.11	Sequence Diagram <i>Manage Catalog</i> .....	95
3.4.3.12	Sequence Diagram <i>Manage Category Support</i> .....	95
3.4.3.13	Sequence Diagram <i>Create Ticket</i> .....	96
3.4.3.14	Sequence Diagram <i>Manage Active Ticket</i> .....	97
3.4.3.15	Sequence Diagram <i>Manage User Customer</i> .....	97
3.4.3.16	Sequence Diagram <i>View Corporate</i> .....	98
3.4.3.17	Sequence Diagram <i>View Ticket History</i> .....	98
3.4.3.18	Sequence Diagram <i>Create Ticket Customer</i> .....	99
3.4.3.19	Sequence Diagram <i>View Ticket Active Customer</i> .....	99
3.4.3.20	Sequence Diagram <i>Confirmation Ticket</i> .....	100
3.4.3.21	Sequence Diagram <i>View Ticket History Customer</i> .....	100
3.4.3.22	Sequence Diagram <i>Approval Ticket Request</i> .....	101
3.4.3.23	Sequence Diagram <i>Manage Active Ticket Agent</i> .....	102
3.4.3.24	Sequence Diagram <i>View History Ticket Agent</i> .....	102
3.4.3.25	Sequence Diagram <i>Report Service Category</i> .....	103
3.4.3.26	Sequence Diagram <i>Report SLA</i> .....	103
3.4.4	Class Diagram .....	104
3.4.5	Perancangan Struktur Table .....	104
3.4.6	Spesifikasi Basis Data .....	106
3.4.6.1	Tabel Activity .....	106
3.4.6.2	Tabel Catalog .....	106
3.4.6.3	Tabel Category .....	107
3.4.6.4	Tabel Category Service Corporate .....	108
3.4.6.5	Tabel Category Support .....	108
3.4.6.6	Tabel Corporate.....	109

3.4.6.7	Tabel Priority SLA.....	110
3.4.6.8	Tabel Process Code.....	110
3.4.6.9	Tabel Role.....	111
3.4.6.10	Tabel Service Class.....	112
3.4.6.11	Tabel Stringmap.....	112
3.4.6.12	Tabel Support Member.....	113
3.4.6.13	Tabel Support Team.....	113
3.4.6.14	Tabel Support Ticket.....	114
3.4.6.15	Tabel System User.....	115
3.4.6.16	Tabel Ticket.....	116
3.4.7	Rancangan Layar.....	117
3.4.6.1	Desain Login.....	117
3.4.6.2	Desain View Role.....	118
3.4.6.3	Tabel Manage User.....	118
3.4.6.4	Desain Manage Corporate.....	119
3.4.6.5	Desain Manage Category.....	120
3.4.6.6	Desain Manage SLA.....	121
3.4.6.7	Desain Manage Service Class.....	122
3.4.6.8	Desain Manage Team Support.....	122
3.4.6.9	Manage Support Member.....	123
3.4.6.10	Desain Category Service Corporate.....	124
3.4.6.11	Desain Manage Catalog.....	124
3.4.6.12	Desain Category Support.....	125
3.4.6.13	Desain View Corporate.....	126
3.4.6.1	Desain Manage Customer.....	126
3.4.6.14	Desain Create Ticket.....	127
3.4.6.15	Desain Active Ticket.....	127
3.4.6.16	Desain History Ticket.....	128

3.4.6.17	Desain History Detail.....	128
3.4.6.18	Desain Ticket Active Detail.....	129
3.4.6.19	Desain List Approval.....	129
3.4.6.20	Desain Detail Approval.....	130
3.4.6.21	Desain List Ticket Support Agent.....	130
3.4.6.22	Desain List Ticket History Support Agent.....	131
3.5	Rancangan Arsitektur Diagram.....	131
4	BAB IV IMPLEMENTASI DAN PENGUJIAN.....	132
4.1	Implementasi Sistem.....	132
4.2	Implementasi Basis Data.....	133
4.3	Tampilan Aplikasi.....	138
4.3.1	Halaman Login.....	138
4.3.2	Master Role.....	139
4.3.3	Master User.....	139
4.3.4	Master Corporate.....	141
4.3.5	Master Category.....	143
4.3.6	Master Priority SLA.....	144
4.3.7	Master Service Class.....	145
4.3.8	Master Support Team.....	147
4.3.9	Master Support Member.....	148
4.3.10	Master Category Service Corporate.....	149
4.3.11	Master Catalog.....	151
4.3.12	Master Category Support.....	152
4.3.13	View Corporate.....	153
4.3.14	Master User Customer.....	154
4.3.15	Transaksi Create Ticket.....	155
4.3.16	View Active Ticket.....	156
4.3.17	View History Ticket.....	157

4.3.18	View Ticket Active Detail .....	157
4.3.19	View Ticket History Detail .....	158
4.3.20	View List Approval Request.....	158
4.3.21	View Detail Approval Request .....	159
4.4	Pengujian Sistem.....	159
4.4.1	Skenario Pengujian Sistem.....	159
4.4.2	Analisa Hasil Pengujian.....	168
BAB V KESIMPULAN DAN SARAN.....		170
5.1	KESIMPULAN.....	170
5.2	SARAN.....	170
DAFTAR PUSTAKA .....		171
LAMPIRAN.....		172



UNIVERSITAS  
**MERCU BUANA**

## DAFTAR GAMBAR

Gambar 2.1 Fungsi Dasar Sistem Informasi .....	7
Gambar 2.2 Contoh Use Case Diagram [Dennis, Alan. 2012] .....	15
Gambar 2.3 Contoh Activity Diagram [Dennis, Alan. 2012] .....	17
Gambar 2.4 Contoh Gambar Sequence Diagram [Dennis, Alan. 2012] .....	19
Gambar 2.5 Contoh Activity Diagram [Dennis, Alan. 2012] .....	21
Gambar 2.6 Struktur MVC .....	25
Gambar 3.1 Struktur Organisasi Perusahaan .....	32
Gambar 3.2 Incident Management Existing .....	34
Gambar 3.3 Request Management Existing.....	35
Gambar 3.4 Use Case.....	41
Gambar 3.5 Activity Login .....	64
Gambar 3.6 Activity Manage Corporate.....	65
Gambar 3.7 Activity Manage User .....	66
Gambar 3.8 Activity View Role .....	67
Gambar 3.9 Activity Manage Service Category .....	68
Gambar 3.10 Activity Manage SLA .....	69
Gambar 3.11 Activity Manage Service Class .....	70
Gambar 3.12 Activity Manage Support Team.....	71
Gambar 3.13 Activity Manage Support Member.....	72
Gambar 3.14 Activity Manage Category Service Corporate .....	73
Gambar 3.15 Activity Manage Catalog .....	74
Gambar 3.16 Activity Manage Category Support.....	75
Gambar 3.17 Activity Create Ticket .....	76
Gambar 3.18 Activity Manage Active Ticket.....	77
Gambar 3.19 Activity Manage User Customer.....	78
Gambar 3.20 Activity View Corporate .....	79
Gambar 3.21 Activity View Ticket History.....	79
Gambar 3.22 Activity Create Ticket Customer.....	80
Gambar 3.23 Activity View Ticket Active Customer.....	81
Gambar 3.24 Activity Confirmation Ticket.....	82
Gambar 3.25 Activity View Ticket History Customer .....	83
Gambar 3.26 Activity Diagram Approval Ticket Request.....	84

Gambar 3.27 Activity Manage Active Ticket Agent .....	85
Gambar 3.28 Activity View History Ticket Agent .....	86
Gambar 3.29 Activity Report Service Category .....	87
Gambar 3.30 Activity Report SLA .....	88
Gambar 3.31 Sequence Diagram Login.....	89
Gambar 3.32 Sequence Diagram Manage Corporate.....	89
Gambar 3.33 Sequence Diagram Manage User .....	90
Gambar 3.34 View Role .....	90
Gambar 3.35 Sequence Diagram Manage Service Category .....	91
Gambar 3.36 Sequence Diagram Manage SLA .....	91
Gambar 3.37 Sequence Diagram Manage Service Class .....	92
Gambar 3.38 Sequence Diagram Manage Support Team.....	93
Gambar 3.39 Sequence Diagram Manage Support Member .....	93
Gambar 3.40 Sequence Diagram Manage Category Service Corporate .....	94
Gambar 3.41 Sequence Diagram Manage Catalog .....	95
Gambar 3.42 Sequence Diagram Manage Category Support .....	95
Gambar 3.43 Sequence Diagram Create Ticket.....	96
Gambar 3.44 Sequence Diagram Manage Active Ticket.....	97
Gambar 3.45 Sequence Diagram Manage User Customer.....	97
Gambar 3.46 Sequence Diagram View Corporate.....	98
Gambar 3.47 Sequence Diagram View Ticket History.....	98
Gambar 3.48 Sequence Diagram Create Ticket Customer .....	99
Gambar 3.49 Sequence Diagram View Ticket Active Customer.....	99
Gambar 3.50 Sequence Diagram Confirmation Ticket.....	100
Gambar 3.51 Sequence Diagram View Ticket History Customer .....	100
Gambar 3.52 Sequence Diagram Approval Ticket Request .....	101
Gambar 3.53 Sequence Diagram Approval Ticket Request .....	102
Gambar 3.54 Sequence Diagram View History Ticket Agent.....	102
Gambar 3.55 Sequence Diagram Report Service Category .....	103
Gambar 3.56 Sequence Diagram Report SLA .....	103
Gambar 3.57 Class Diagram .....	104
Gambar 3.58 Rancangan Struktur Table.....	105
Gambar 3.59 Desain Login .....	117
Gambar 3.60 Desain View Role .....	118
Gambar 3.61 Desain Manage User .....	118



Gambar 3.62 Desain Add/Update User.....	119
Gambar 3.63 Desain Manage Corporate.....	119
Gambar 3.64 Desain Add/Update Corporate .....	120
Gambar 3.65 Desain Manage Category .....	120
Gambar 3.66 Desain Add/Update Category .....	121
Gambar 3.67 Desain Manage SLA .....	121
Gambar 3.68 Desain Add/Update SLA.....	121
Gambar 3.69 Desain Manage Service Class .....	122
Gambar 3.70 Desain Add/Update Service Class.....	122
Gambar 3.71 Desain Manage Team Support .....	122
Gambar 3.72 Desain Add/Update Team Support .....	123
Gambar 3.73 Desain Manage Support Member.....	123
Gambar 3.74 Desain Add Member Support.....	123
Gambar 3.75 Desain Category Service Corporate .....	124
Gambar 3.76 Desain Add/Update Category Service Corporate.....	124
Gambar 3.77 Desain Manage Catalog .....	124
Gambar 3.78 Desain Add/Update Catalog.....	125
Gambar 3.79 Desain Category Support .....	125
Gambar 3.80 Desain Add/Update Category Support.....	125
Gambar 3.81 Desain View Corporate .....	126
Gambar 3.82 Desain Manage Customer .....	126
Gambar 3.83 Desain Add/Update Customer.....	126
Gambar 3.84 Desain Create Ticket.....	127
Gambar 3.85 Desain Active Ticket.....	127
Gambar 3.86 Desain History Ticket .....	128
Gambar 3.87 Desain History Detail Ticket.....	128
Gambar 3.88 Desain Ticket Active Detail .....	129
Gambar 3.89 Desain List Approval .....	129
Gambar 3.90 Desain List Approval Detail.....	130
Gambar 3.91 Desain List Ticket Support Agent.....	130
Gambar 3.92 Desain List Ticket History Support Agent.....	131
Gambar 3.93 Rancangan Arsitektur.....	131
Gambar 4.1 Tabel Activity .....	133
Gambar 4.2 Table Catalog .....	133
Gambar 4.3 Table Category .....	134

Gambar 4.4 Tabel Category Service Corporate .....	134
Gambar 4.5 Tabel Category Support .....	134
Gambar 4.6 Tabel Corporate.....	135
Gambar 4.7 Tabel Priority SLA.....	135
Gambar 4.8 Tabel Process Code.....	135
Gambar 4.9 Tabel Role .....	135
Gambar 4.10 Tabel Service Class.....	136
Gambar 4.11 Tabel Stringmap .....	136
Gambar 4.12 Tabel Support Member .....	136
Gambar 4.13 Tabel Support Team.....	136
Gambar 4.14 Tabel Support Ticket.....	137
Gambar 4.15 Tabel System User .....	137
Gambar 4.16 Tabel Ticket .....	138
Gambar 4.17 Halaman Login.....	139
Gambar 4.18 Master Role .....	139
Gambar 4.19 Master User .....	140
Gambar 4.20 Form User .....	141
Gambar 4.21 Master Corporate.....	142
Gambar 4.22 Form Corporate .....	142
Gambar 4.23 Master Category.....	143
Gambar 4.24 Form Category .....	144
Gambar 4.25 Master SLA.....	145
Gambar 4.26 Form SLA .....	145
Gambar 4.27 Master Service Class.....	146
Gambar 4.28 Form Service Class .....	146
Gambar 4.29 Master Support Team.....	147
Gambar 4.30 Form Support Team .....	148
Gambar 4.31 Master Support Member .....	149
Gambar 4.32 Form Add Member.....	149
Gambar 4.33 Master Category Service Corporate .....	150
Gambar 4.34 Form Category Service Corporate.....	150
Gambar 4.35 Master Catalog .....	151
Gambar 4.36 Form Catalog.....	151
Gambar 4.37 Master Category Support .....	152
Gambar 4.38 Form Category Support.....	153

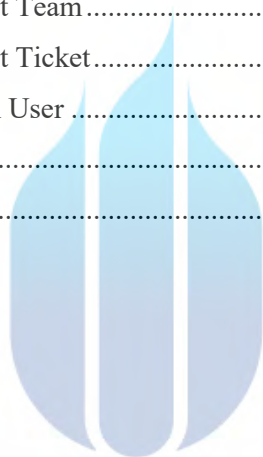
Gambar 4.39 View Corporate .....	153
Gambar 4.40 Master Customer .....	154
Gambar 4.41 Form Customer.....	155
Gambar 4.42 Form Create Ticket .....	156
Gambar 4.43 List Active Ticket.....	156
Gambar 4.44 View History Ticket.....	157
Gambar 4.45 View Ticket Active Detail .....	157
Gambar 4.46 View History Ticket Detail .....	158
Gambar 4.47 List Approval Request.....	158
Gambar 4.48 Detail Approval Request .....	159



## DAFTAR TABEL

Tabel 2.1 Elemen Use Case Diagram .....	13
Tabel 2.2 Simbol Activity Diagram.....	16
Tabel 2.3 Simbol Sequence Diagram.....	17
Tabel 2.4 Class Diagram.....	19
Tabel 2.5 Komparasi Studi Literatur.....	26
Tabel 3.1 Analisa PIECES .....	36
Tabel 3.2 Use Case Login.....	41
Tabel 3.3 Use Case Mengelola Perusahaan .....	42
Tabel 3.4 Use Case Mengelola User .....	43
Tabel 3.5 Use Case View Role .....	44
Tabel 3.6 Use Case Mengelola Kategori Layanan.....	45
Tabel 3.7 Use Case Mengelola Service Level Agreement (SLA.....	46
Tabel 3.8 Use Case Mengelola Layanan Kelas.....	47
Tabel 3.9 Use Case Mengelola Tim Dukungan .....	48
Tabel 3.10 Use Case Mengelola Anggota Dukungan .....	49
Tabel 3.11 Use Case Mengelola Kategori Layanan Perusahaan.....	50
Tabel 3.12 Use Case Mengelola Katalog.....	51
Tabel 3.13 Use Case Mengelola Dukungan Kategori.....	52
Tabel 3.14 Use Case Create Ticket.....	53
Tabel 3.15 Use Case Manage Active Ticket.....	54
Tabel 3.16 Use Case Manage User Customer.....	54
Tabel 3.17 Use Case View Corporate.....	55
Tabel 3.18 Use Case View Ticket History.....	56
Tabel 3.19 Use Case Create Ticket Customer .....	57
Tabel 3.20 Use Case View Ticket Active Customer.....	57
Tabel 3.21 Use Case Confirmation Ticket.....	58
Tabel 3.22 Use Case View Ticket History Customer .....	59
Tabel 3.23 Use Case Approval Ticket Request .....	60
Tabel 3.24 Use Case Manage Active Ticket Agent .....	61
Tabel 3.25 Use Case View History Ticket Agent.....	62
Tabel 3.26 Use Case Report Service Category .....	62
Tabel 3.27 Use Case Report SLA.....	63
Tabel 3.28 Rancangan Activity.....	106

Tabel 3.29 Rancangan Catalog .....	106
Tabel 3.30 Rancangan Category .....	107
Tabel 3.31 Rancangan Category Service Corporate .....	108
Tabel 3.32 Rancangan Category Support .....	109
Tabel 3.33 Rancangan Corporate.....	109
Tabel 3.34 Rancangan Priority SLA .....	110
Tabel 3.35 Rancangan Process Code .....	111
Tabel 3.36 Rancangan Role .....	111
Tabel 3.37 Rancangan Service Class .....	112
Tabel 3.38 Rancangan Stringmap .....	112
Tabel 3.39 Rancangan Support Member.....	113
Tabel 3.40 Rancangan Support Team .....	114
Tabel 3.41 Rancangan Support Ticket.....	114
Tabel 3.42 Rancangan System User .....	115
Tabel 3.43 Rancangan Tiket .....	116
Tabel 4.1 Pengujian Sistem.....	160



UNIVERSITAS  
**MERCU BUANA**