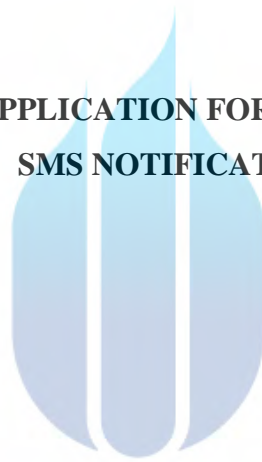




UNIVERSITAS  
**MERCU BUANA**

**WEB GUEST BOOK APPLICATION FOR LPTQ JAWA TIMUR WITH  
SMS NOTIFICATION**



Iman Sholihin  
41514010030  
UNIVERSITAS  
**MERCU BUANA**

**INFORMATICS DEPARTMENT  
COMPUTER SCIENCE FACULTY  
INTERNATIONAL CLASS PROGRAM  
UNIVERSITAS MERCU BUANA  
JAKARTA  
2018**



UNIVERSITAS  
**MERCU BUANA**

**WEB GUEST BOOK APPLICATION FOR LPTQ JAWA TIMUR WITH  
SMS NOTIFICATION**

*Thesis*

In Partial Fulfillment of Requirement  
For a Bachelor Degree in the Faculty of Computer Science

Created by :

**Iman Sholihin**

**41514010030**

UNIVERSITAS  
**MERCU BUANA**

**INFORMATICS DEPARTMENT  
COMPUTER SCIENCE FACULTY  
INTERNATIONAL CLASS PROGRAM  
UNIVERSITAS MERCU BUANA  
JAKARTA**

**2018**

## STATEMENT SHEET

The undersigned below:

Student ID : 41514010030  
Name : Iman Sholihin  
Thesis Title : Web Guestbook Application for LPTQ Jawa Timur with SMS Notification.

State that thesis is an original work and does not contains any elements of plagiarism, if it is found in my thesis any elements of plagiarism, then I am ready to get the academic sanctions associated with it.

Jakarta, December 22 ,2017



Iman Sholihin

## APPROVAL SHEET

The undersigned below states that the thesis of the student

Student Name : Iman Sholibin  
Student ID : 41514010030  
Department : Informatics  
Faculty : Computer Science  
Thesis Title : Web Guestbook Application for LPTQ Jawa Timur with SMS Notification.

Jakarta, December 2017

Approved and accepted for the thesis defence



UNIVERSITAS

MERCU BUANA

Anis Chend S.E., MTI

Supervisor

## VALIDATION SHEET


The undersigned below states that the thesis of the student :

Student Name : Iman Sholihin  
Student ID : 41514010030  
Department : Informatics  
Faculty : Computer Science  
Thesis Title : Web Guestbook Application for LPTQ Jawa Timur with SMS  
Notification.

Jakarta, January 2018  
Approved and Passed,




UNIVERSITAS  
MERCUBUANA  
Anis Cherid S.E., M.TI.  
Supervisor



Desi Ramayanti, S.Kom., MT.

Head of Informatics



Andi Nugroho ST., M.Kom.

Coordinator of Thesis

## ACKNOWLEDGEMENT

The praise and gratitude of the writer prayed to the presence of Allah SWT who has bestowed his grace and grace so that the report of this thesis can be completed on time, where the report of this thesis is one of the requirements to complete the undergraduate degree program in Informatics Department.

This thesis report still can not be perfect. Therefore, criticism and suggestion will be welcome. This thesis report will also not be completed on time without assistance, guidance and motivation from various parties. Therefore, with all humility, thanks will be conveyed to:

1. Mr. Anis Cherid, S.E., MTI as a thesis supervisor who has guided with his advice and knowledge in the preparation of this thesis.
2. Mr. Dr. Harwikarya as Dean of Faculty of Computer Science of Mercu Buana University.
3. Mrs. Desi Ramayanti, S.Kom., M.T. as the Head of Informatics Department of Mercu Buana University
4. Mr. Andi Nugroho, ST., M. Kom as coordinator thesis of informatics department.
5. Mr. Ardiansyah, S.Kom., MTI as the secretary of international class program of informatics department.
6. For my father and my mother and the whole family of writers, thank you for the outpouring of affection, encouragement, advice, motivation, and material sacrifices as long as the author pursued a study at the Faculty of Computer Science at Mercu Buana University.
7. Thanks to Teachers SMK Yappika who always support me to be better.
8. Thanks to Aldy, Agung, Farhan, Regi, Reksa and Sri who always support me to be better.
9. Thanks to fellow international informatics colleagues.
10. All parties who have motivated and contributed to a name whose name can not be mentioned.

May Allah SWT repay the good that has been given and hopefully this thesis report can provide benefits for us all. Amiin.

Jakarta, .....

Iman Sholihin



## **Table of Content**

STATEMENT SHEET .....	ii
APPROVAL SHEET .....	iii
VALIDATION SHEET .....	iv
ACKNOWLEDGEMENT .....	v
ABSTRACT .....	vii
Table of Content.....	viii
List of Figure.....	xii
List of Table .....	xiii
CHAPTER I. INTRODUCTION .....	1
1.1. Background .....	1
1.2. Research Questions .....	2
1.3. Scope of Problem .....	2
1.4. Research Objectives .....	3
1.5. Benefits of Research.....	3
1.6. Research Methodology.....	3
1.7. Document Organizing.....	5
CHAPTER II. LITERATURE REVIEW.....	6
2.1. Previous Words .....	6
2.2. Tilawatil Qur'an Development Institute (LPTQ ).....	7
2.2.1 Definition of LPTQ.....	7
2.2.2 Purpose and Duties of LPTQ .....	7
2.3. Musabaqah Tilawatil Qur'an (MTQ) .....	7
2.4. Definition of Guest Book .....	8
2.5. Software Engineering .....	8
2.6. System Development Life Cycle (SDLC).....	8
2.6.1 Waterfall Model.....	9
2.7. Information System .....	10
2.7.1 Definition of System .....	10
2.7.2 Defintion of Information System .....	11
2.8. Definition of Web.....	11
2.9. SMS (Short Message Service).....	12
2.9.1 Definition of SMS .....	12
2.9.2 How to Work SMS.....	12
2.10. Type of SMS Application.....	14



2.11. Defintion of SMS Gateway .....	15
2.12. Zenziva Cloud SMS Gateway .....	16
2.13. Regular SMS Service in Zenziva.....	17
2.14. Basic Programming System.....	18
2.14.1 Basic Concepts Database .....	18
2.14.2 PHP (Hypertext Preprocessor).....	18
2.14.3 MySQL.....	18
2.15. Unified Modeling Language (UML).....	19
2.16. Definition of XAMPP .....	26
2.17. Black Box Testing.....	26
CHAPTER III. ANALYSIS AND DESIGN .....	27
3.1. System Requirement Analysis .....	27
3.1.1 Analysis of The Current System .....	27
3.1.2 Proposed System Requirement .....	28
3.1.2.1 Use Case Diagram.....	28
3.1.2.2 Use Case Description.....	29
3.1.2.3 Activity Diagram.....	32
3.1.2.3.1 Activity Diagram View Article.....	32
3.1.2.3.2 Activity Diagram View The Guest Book.....	33
3.1.2.3.3 Activity Diagram Fill The Guest Book .....	34
3.1.2.3.4 Activity Diagram Login .....	35
3.1.2.3.5 Activity Diagram Add New Article .....	36
3.1.2.3.6 Activity Diagram Delete Article .....	37
3.1.2.3.7 Activity Diagram Manage Guest Book.....	38
3.1.2.4 Sequence Diagram .....	39
3.1.2.4.1 Sequence Diagram View Article.....	39
3.1.2.4.2 Sequence Diagram View Guest Book.....	40
3.1.2.4.3 Sequence Diagram Fill The Guest Book.....	41
3.1.2.4.4 Sequence Diagram Login .....	42
3.1.2.4.5 Sequence Diagram Add New Article .....	43
3.1.2.4.6 Sequence Diagram Delete Article .....	44
3.1.2.4.7 Sequence Diagram Manage Guest Book.....	46
3.1.2.5 Class Diagram .....	46
3.2. System Design.....	47
3.2.1 The Proposed SMS System Flow.....	47
3.2.2 Database Structure .....	48

3.2.3	User Interface Interface.....	49
3.2.3.1	Main Page Design .....	50
3.2.3.2	Guest Book Page Design.....	51
3.2.3.3	Login Page Design .....	51
3.2.3.4	Delete Article Page Design (Admin).....	52
3.2.3.5	Add New Article Page Design (Admin) .....	53
3.2.3.6	Manage Guestbook Page Design (Admin).....	53
3.2.3.7	Web SMS Service Page.....	54
3.2.4	SMS Notification Code .....	55
CHAPTER IV. IMPLEMENTATION AND TESTING .....		56
4.1.	Implementation.....	56
4.1.1	Program Implemetation.....	56
4.1.1.1	The Process of Storing Comments.....	56
4.1.1.2	Validation Data Process .....	56
4.1.1.3	Web SMS Service .....	57
4.1.2	Database Implemetation.....	57
4.1.3	User Interface Implemetation.....	58
4.1.3.1	Login Administrator Page.....	58
4.1.3.2	Manage Guest Book Page.....	59
4.1.3.3	Add New Article Page .....	60
4.1.3.4	Delete Article Page.....	60
4.1.3.5	Guest Book Page .....	61
4.1.3.5.1	Data Guest Book PAGE .....	62
4.1.3.6	Article Page .....	63
4.1.3.7	Web SMS Service Page.....	63
4.1.3.8	SMS Credit Page .....	64
4.1.3.9	SMS API Setting Page.....	64
4.1.3.10	Outbox Menu .....	65
4.1.3.11	Receive SMS Notification.....	66
4.2.	System Testing .....	67
4.2.1	Scenario and Testing Method .....	67
4.2.2	The Case and Result .....	68
4.2.3	Analysis of Testing Result.....	74
CHAPTER V. CONCLUSION.....		75
5.2.	Conclusion.....	75
5.2.	Future Work .....	75

BIBLIOGRAPHY .....  
APPENDIX.....



UNIVERSITAS  
MERCU BUANA

## List Of Figure

Figure 2.1 Waterfall Model.....	9
Figure 2.2 Intra-Operator SMS .....	12
Figure 2.3 Inter-Operator SMS .....	13
Figure 2.3 Features of each Zenziva SMS package .....	16
Figure 2.3 Price List and Description .....	17
Figure 2.4 How it Works Regular SMS Service in Zenziva k.....	17
Figure 3.1 LPTQ Guest Book Jawa Timur .....	27
Figure 3.2 Use Case Diagram Guestbook .....	28
Figure 3.3 Activity Diagram ViewArticle.....	33
Figure 3.4 Activity Diagram ViewThe GuestBook .....	34
Figure 3.5 Activity Diagram Fill the GuestBook.....	35
Figure 3.6 Activity Diagram Login.....	36
Figure 3.7 Activity Diagram Add New Article.....	37
Figure 3.8 Activity Diagram Delete Article.....	38
Figure 3.9 Activity Diagram Manage Guest Book .....	39
Figure 3.10 Sequence Diagram View Article .....	40
Figure 3.11 Sequence Diagram ViewThe GuestBook .....	41
Figure 3.12 Sequence Diagram Fill The Guest Book .....	42
Figure 3.13 Sequence Diagram Login .....	43
Figure 3.14 Sequence Diagram Add New Article .....	44
Figure 3.15 Sequence Diagram Delete Article .....	45
Figure 3.16 Sequence Diagram Manage Guest Book .....	46
Figure 3.17 Class Diagram.....	46
Figure 3.18 The Proposed SMS System Flow .....	47
Figure 3.19 Main Page Design.....	50
Figure 3.20 Guest Book Page Design .....	51
Figure 3.21 Login Page Design.....	52
Figure 3.22 Delete Article Page Design (Admin).....	52
Figure 3.23 Add New Article Page Design (Admin).....	53
Figure 3.24 Manage Guestbook Page Design (Admin) .....	54
Figure 3.25 Web SMS Service.....	54
Figure 4.1 Login Administrator Page .....	59
Figure 4.2 Manage Guest Book Page.....	59
Figure 4.3 Add New Article Page .....	60
Figure 4.4 Delete Article Page .....	61
Figure 4.5 Guest Book Page .....	62
Figure 4.6 Data Guest Book Page .....	62
Figure 4.8 Article Page .....	63
Figure 4.9 Web SMS Service Login Page .....	63
Figure 4.9 SMS Credit Page .....	64
Figure 4.10 SMS API Setting Page.....	65
Figure 4.11 Outbox Menu.....	66
Figure 4.12 Receive SMS Notifiaction.....	67

## List Of Table

Table 2.1 Important Element In Use Case Diagram .....	20
Table 2.2 Sequence Diagram Notation .....	21
Table 2.3 The Symbols of Activity diagram .....	23
Table 2.4 The Symbols of class diagrams.....	25
Table 3.1 Use Case Description View Article .....	29
Table 3.2 Use Case Description Fill The Guest Book .....	29
Table 3.3 Use Case Description View Guest Book .....	30
Table 3.4 Use Case Description Login .....	30
Table 3.5 Use Case Description Add New Article .....	31
Table 3.6 Use Case Description Delete Article .....	31
Table 3.7 Use Case Description Manage Guestbook.....	32
Table 3.8 Article Structure.....	48
Table 3.9 Guestbook Structure.....	48
Table 3.10 Admin Structure.....	49
Table 4.1 Scenario Testing Admin Page.....	68
Table 4.2 Scenario Testing Guest Page .....	68
Table 4.3 Scenario Testing Web SMS Service .....	68
Table 4.4 Testing Admin Login.....	69
Table 4.4 Testing Administrator Page .....	69
Table 4.5 Testing Web Page .....	71
Table 4.6 Testing Guest Page.....	72
Table 4.7 Testing Web SMS Service .....	73