



**PERANCANGAN APLIKASI PENYEWAAN KAMAR
KOST TUISDA BANDUNG**

Inieke Satria

41808010097

UNIVERSITAS
MERCU BUANA

PROGRAM STUDI SISTEM INFORMASI

FAKULTAS ILMU KOMPUTER

UNIVERSITAS MERCU BUANA

JAKARTA

2012



PERANCANGAN APLIKASI PENYEWAAN KAMAR KOST TUISDA BANDUNG

Laporan Tugas Akhir

Diajukan untuk melengkapi persyaratan mencapai gelar sarjana strata satu (S1)

program studi Sistem Informasi

UNIVERSITAS
MERCU BUANA

Oleh :

Inieke Satria

41808010097

PROGRAM STUDI SISTEM INFORMASI

FAKULTAS ILMU KOMPUTER

UNIVERSITAS MERCU BUANA

JAKARTA

2012

LEMBAR PERNYATAAN

Yang bertanda tangan dibawah ini :

Nama : Inieke Satria

Nim : 41808010097

Fakultas : Ilmu Komputer

Program Studi : Sistem Informasi

Judul : Perancangan Aplikasi Penyewaan Kamar Kost

Tuisda, Bandung.

Menyatakan bahwa Laporan Tugas Akhir saya adalah hasil karya sendiri dan bukan plagiat dari Tugas Akhir orang lain.

UNIVERSITAS
MERCU BUANA

Jakarta, Februari 2012




(Inieke Satria)

LEMBAR PENGESAHAN

NIM : 41808010097
Nama Mahasiswa : Inieke Satria
Judul : PERANCANGAN APLIKASI PENYEWAAN KAMAR
KOST TUISDA BANDUNG

SKRIPSI INI TELAH DIPERIKSA DAN DISIDANGKAN


JAKARTA, 24 Februari 2018



Sarwati Rahayu, ST, MMSI

Dosen Pembimbing

UNIVERSITAS
MERCU BUANA
MENGETAHUI,



Anita Ratnasari, S.Kom, M.Kom

Koor Tugas Akhir Sistem Informasi



Nur Ani, ST, MMSI

KaProdi Sistem Informasi

KATA PENGANTAR

Puji dan Syukur kehadiran Tuhan Yang Maha Esa. Yang telah melimpahkan rahmat serta karunia-Nya sehingga penulis dapat menyelesaikan penulisan skripsi yang berjudul PERANCANGAN APLIKASI PENYEWAAN KAMAR KOST TUISDA BANDUNG. Skripsi ini diajukan untuk memenuhi salah satu syarat dalam menyelesaikan Strata satu Program Studi Informasi Universitas Mercu Buana.


Pada Kesempatan ini penulis ingin mengucapkan terima kasih kepada semua pihak yang telah membantu penulis dalam melaksanakan dan menyusun laporan Tugas Akhir ini, baik berupa tenaga, pikiran, pengarahan serta bimbingan yang diberikan.

Ucapan terima kasih penulis disampaikan kepada :

1. Orang tua yang telah memberikan dorongan, doa restu dan motivasi kepada penulis selama ini.
2. Ibu Sarwati Rahayu, ST., MMSI sebagai dosen pembimbing yang telah bersedia memberikan bimbingan dan motivasi kepada penulis.
3. Ibu Nur Ani, ST., MMSI, selaku Ka. Prodi Sistem Informasi Universitas Mercu Buana.
4. Ibu Anita Ratnasari, S.Kom., M.Kom, selaku Koordinator TA Program Studi Sistem Informasi.
5. Bapak dan Ibu dosen yang telah memberikan bekal ilmu selama penulis kuliah di Universitas Mercu Buana.
6. Rekan – rekan penulis yang tidak dapat disebutkan satu per satu terutama Mahasiswa Sistem Informasi angkatan 2008 yang telah banyak membantu dalam penyelesaian skripsi ini.

Penulis telah dapat menyelesaikan skripsi ini dengan baik, namun penulis menyadari sepenuhnya bahwa skripsi ini masih memiliki banyak kekurangan dan keterbatasan. Untuk itu dengan segala kerendahan hati, penulis sangat mengharapkan segala kritik, saran, dan koreksi yang membangun dari pembaca.

Akhir kata penulis berharap semoga skripsi ini bermanfaat bagi pihak yang membaca dan dapat menjadi bahan acuan bagi penelitian selanjutnya.



Jakarta, Februari 2012

Penulis

UNIVERSITAS
MERCU BUANA

DAFTAR ISI

LEMBAR PERNYATAAN	i
LEMBAR PENGESAHAN.....	ii
ABSTRACT	iii
ABSTRAKSI.....	iv
KATA PENGANTAR	v
DAFTAR ISI	vii
DAFTAR GAMBAR	ix
DAFTAR TABEL	xii
BAB I PENDAHULUAN	1
1.1 Latar Belakang	1
1.2 Rumusan Masalah	2
1.3 Batasan Masalah.....	3
1.4 Tujuan dan Manfaat Penulisan.....	4
1.5 Metodologi Penelitian	4
1.6 Sistematika Penulisan	5
BAB II LANDASAN TEORI	7
2.1 Konsep Dasar Sistem Informasi.....	7
2.2 Model Rekayasa Perangkat Lunak	8
2.3 Konsep Dasar Berorientasi Objek.....	9
2.4 Unified Modelling Language	12
2.4.1 Diagram - diagram dalam Unified Modelling Language (UML).....	15
A. Use case Diagram.....	15
B. Activity Diagram.....	16
C. Sequence Diagram.....	18
D. Class Diagram.....	19
2.5 Pengertian VB.Net.....	21
2.6 Pengertian Microsoft Access	22
2.7 Pengertian Penyewaan.....	24
2.8 Pengertian Penginapan	24
2.9 Pengertian Penyewaan Penginapan.....	24
BAB III ANALISA DAN PERANCANGAN	25
3.1 Tinjauan Organisasi.....	25
3.2 Struktur Organisasi.....	25
3.3 Analisa Masalah	27
3.4 Proses Bisnis	28
3.5 Pemecahan Masalah	29
3.6 Perancangan Sistem.....	29
A). Use case Diagram	30
B). Activity Diagram	35
C). Sequence Diagram	40
3.7 Perancangan Basis Data.....	53
3.8 Rancangan Dialog Layar	60

BAB IV IMPLEMENTASI DAN PENGUJIAN	66
4.1 Implementasi Sistem	66
4.1.1 Perangkat Keras	66
4.1.2 Perangkat Lunak	67
4.1.3 Implementasi Database	67
4.1.4 Implementasi Antar Muka	72
4.2 Pengujian Sistem	90
4.2.1 Metode Pengujian	90
4.2.2 Skenario Pengujian	90
4.3 Analisa Hasil Pengujian	95
BAB V PENUTUP	96
5.1 Kesimpulan	96
5.2 Saran	97
DAFTAR PUSTAKA	98
Lampiran Listing Program	L1



DAFTAR GAMBAR

	Halaman
Gambar 2.1 Bentuk dasar suatu sistem	7
Gambar 2.2 Tahapan Metode Waterfall	8
Gambar 2.3 Model 4+1 View	13
Gambar 2.4 Contoh Diagram Model Usecase	16
Gambar 2.5 Contoh Activity Diagram	17
Gambar 2.6 Contoh Sequence Diagram	19
Gambar 2.7 Contoh Class Diagram	21
Gambar 2.8 Lembar Kerja VB.Net	22
Gambar 2.9 Tampilan Awal Microsoft Access	23
Gambar 3.1 Struktur Organisasi Penginapan Tuisda	26
Gambar 3.2 Use case Berjalan Pada Penginapan Tuisda	30
Gambar 3.3 Use case Usulan Pada Penginapan Tuisda	31
Gambar 3.4 Activity Diagram Maintenance Data Master	35
Gambar 3.5 Activity Diagram Entri Data Reservasi	36
Gambar 3.6 Activity Diagram Entri Data Penyewaan	37
Gambar 3.7 Activity Diagram Entri Data Bayar	38
Gambar 3.8 Activity Diagram Laporan	39
Gambar 3.9 Sequence Diagram Entri Data Pengelola	40
Gambar 3.10 Sequence Diagram Entri Data Penyewa	42
Gambar 3.11 Sequence Diagram Entri Data Kamar	44
Gambar 3.12 Sequence Diagram Entri Data Reservasi	46
Gambar 3.13 Sequence Diagram Entri Data Penyewaan	48
Gambar 3.14 Sequence Diagram Entri Data Bayar	50
Gambar 3.15 Sequence Diagram Laporan	52

Gambar 3.16	Class Diagram.....	53
Gambar 3.17	Struktur Tampilan.....	60
Gambar 3.18	Rancangan Form Login.....	61
Gambar 3.19	Rancangan Form Menu Utama.....	61
Gambar 3.20	Rancangan Form Entri Data Penyewa	62
Gambar 3.21	Rancangan Form Entri Data Kamar.....	62
Gambar 3.22	Rancangan Form Entri Data Pengelola.....	63
Gambar 3.23	Rancangan Form Entri Data Reservasi	63
Gambar 3.24	Rancangan Form Entri Data Penyewaan.....	64
Gambar 3.25	Rancangan Form Entri Data Bayar	64
Gambar 3.26	Rancangan Form Laporan	65
Gambar 4.1	Awal Pembuatan Database.....	67
Gambar 4.2	Membuat database	68
Gambar 4.3	Membuat table	68
Gambar 4.4	Table Kamar	69
Gambar 4.5	Table Penyewa.....	69
Gambar 4.6	Table Pengelola	70
Gambar 4.7	Table Reservasi.....	70
Gambar 4.8	Table Sewa	71
Gambar 4.9	Table Kwitansi.....	71
Gambar 4.10	Form Login.....	72
Gambar 4.11	Form Menu Utama.....	73
Gambar 4.12	Form Entri Data Penyewa	74
Gambar 4.13	Form Entri Data Kamar.....	76
Gambar 4.14	Form Peta Kamar	77
Gambar 4.15	Form Entri Data Pengelola	78
Gambar 4.16	Form Reservasi	80

Gambar 4.17	Form Sewa.....	81
Gambar 4.18	Form Popsewa	82
Gambar 4.19	Form Bayar.....	83
Gambar 4.20	Form Popkwitansi.....	84
Gambar 4.21	Cetak Kwitansi.....	85
Gambar 4.22	Cetak Laporan Kamar	86
Gambar 4.23	Cetak Laporan Penyewa.....	87
Gambar 4.24	Cetak Laporan Sewa	88
Gambar 4.25	Cetak Laporan Pembayaran.....	89
Gambar 4.26	Cetak Laporan Kamar	86



DAFTAR TABEL

	Halaman
Tabel 2.1 Jenis - jenis Diagram UML.....	12
Tabel 2.2 Simbol Use case Diagram.....	15
Tabel 2.3 Simbol Activity Diagram.....	17
Tabel 2.4 Simbol Sequence Diagram.....	18
Tabel 2.5 Simbol Class Diagram.....	20
Tabel 3.1 Skenario Use case Maintenance Data Master.....	32
Tabel 3.2 Skenario Use case Entri Data Reservasi.....	32
Tabel 3.3 Skenario Use case Entri Data Penyewaan.....	33
Tabel 3.4 Skenario Use case Entri Data Bayar.....	33
Tabel 3.5 Skenario Use case Cetak Laporan.....	34
Tabel 3.6 Skenario Use case Lihat Laporan.....	34
Tabel 3.7 Activity Diagram Maintenance Data Master.....	35
Tabel 3.8 Activity Diagram Entri Data Reservasi.....	36
Tabel 3.9 Activity Diagram Entri Data Penyewaan.....	37
Tabel 3.10 Activity Diagram Entri Data Bayar.....	38
Tabel 3.11 Activity Diagram Laporan.....	39
Tabel 3.12 Sequence Diagram Entri Data Pengelola.....	41
Tabel 3.13 Sequence Diagram Entri Data Penyewa.....	43
Tabel 3.14 Sequence Diagram Entri Data Kamar.....	45
Tabel 3.15 Sequence Diagram Entri Data Reservasi.....	47
Tabel 3.16 Sequence Diagram Entri Data Penyewaan.....	49
Tabel 3.17 Sequence Diagram Entri Data Bayar.....	51
Tabel 3.18 Sequence Diagram Laporan.....	52
Tabel 3.19 Rancangan Struktur Tabel Penyewa.....	54

Tabel 3.20	Rancangan Struktur Tabel Kamar	55
Tabel 3.21	Rancangan Struktur Tabel Pengelola	56
Tabel 3.22	Rancangan Struktur Tabel Reservasi.....	57
Tabel 3.23	Rancangan Struktur Tabel Sewa	58
Tabel 3.24	Rancangan Struktur Tabel Kwitansi.....	59
Tabel 4.1	Skenario Pengujian Black Box Testing pada Aplikasi	91
Tabel 4.2	Hasil Pengujian Black Box Testing.....	92



DAFTAR PUSTAKA

- (<http://papers.gunadarma.ac.id/index.php/computer/article/view/.../10954>)
(diakses tanggal 18-11-2011).
- Adi Nugroho (2005). *Rekayasa Perangkat Lunak Berorientasi Objek*. Yogyakarta : Andi Offset
- Didik Dwi Prasetyo (2006). *Pemrograman Aplikasi Database VB.Net*. Jakarta: Alex Media Komputindo.
- Djon Irwanto (2007). *Membangun Object Oriented*. Jakarta : Alex Media Komputindo.
- Martin Fowler. 2005. *UML Distilled 3th Ed. Panduang Singkat Bahasa Pemodelan Objek Standar*. Andi. Yogyakarta.
- Muhammad Ludfi, Rengga Asmara, S.Kom dan Wiratmoko Yuwono,ST .2010.*Sistem Reservasi Hotel Irwan Tuban Berbasis Php Dan Sms Gateway*.II(1):10
- Munawar (2005).*Pemodelan Visual Dengan UML*. Yogyakarta: Graha Ilmu.
- Roger S. Pressman. 2002. *Rekayasa Perangkat Lunak Pendekatan Praktisi (Buku Satu)*. Yogyakarta: Andi.
- Sholiq. 2006. *Pemodelan Sistem Informasi Berorientasi Objek dengan UML*. Yogyakarta : Graha Ilmu.
- Suryanto Suharli (2005) *Membangun Aplikasi Berbasis Windows dengan Visual Basic.Net*. Jakarta : Alex Media Komputindo.
- Whitten, Jeffery L. dkk. 2004. *Metode Desain dan Analisis Sistem*. Edisi 6. Terjemahan oleh Tim Penerjemah ANDI. Yogyakarta: Andi.

Listing Program

Form Login

```
Imports System.Data.OleDb
Public Class frmlogin

    Private Sub OK_Click(ByVal sender As
System.Object, ByVal e As
System.EventArgs) Handles OK.Click
        bukaKoneksi()
        Dim q As String = "select * from
pengelola where username=" &
UsernameTextBox.Text & " and
password=" & PasswordTextBox.Text & ""
        Dim mycmd As OleDbCommand =
New OleDbCommand(q, conn)
        Dim myread As OleDbDataReader =
mycmd.ExecuteReader
        If myread.HasRows And myread.Read
Then
            Frmmain.txtstatus.Text = "Anda
login sebagai : " & UsernameTextBox.Text
            logged_staff_id = myread.Item(0)
            logged_staff_name = myread.Item(1)
            logged_staff_hak =
myread.Item("hak_akses")
            Frmmain.setenable(True)
            If logged_staff_hak = "admin" Then
                Frmmain.ButtonItem19.Enabled =
True
            End If
            Me.Dispose()
        Else
            MsgBox("Username atau password
salah", vbCritical)
        End If
    End Sub

    Private Sub Cancel_Click(ByVal sender
As System.Object, ByVal e As
System.EventArgs) Handles Cancel.Click
        Me.Dispose()
    End Sub

    Private Sub Login_Activated(ByVal
sender As Object, ByVal e As
System.EventArgs) Handles Me.Activated
        UsernameTextBox.Focus()
    End Sub
```

```
    Private Sub Login_Load(ByVal sender As
Object, ByVal e As System.EventArgs)
Handles Me.Load
        Frmmain.ButtonItem19.Enabled =
False
        Frmmain.setenable(False)
    End Sub

    Private Sub UsernameLabel_Click(ByVal
sender As System.Object, ByVal e As
System.EventArgs) Handles
UsernameLabel.Click

    End Sub
End Class
```

Form Menu Utama

```
Public Class Frmmain

    Private Sub
ButtonItem15_Click(ByVal sender As
System.Object, ByVal e As
System.EventArgs) Handles
ButtonItem15.Click,
ButtonItem5.Click
        If ActiveMdiChild.Handle
<> Frmhome.Handle Then
            Me.ActiveMdiChild.Close()
            frmpenyewa.MdiParent = Me
            frmpenyewa.Show()
            frmpenyewa.Focus()
        End Sub

    Private Sub
ButtonItem16_Click(ByVal sender As
System.Object, ByVal e As
System.EventArgs) Handles
ButtonItem16.Click,
ButtonItem6.Click
        If ActiveMdiChild.Handle
<> Frmhome.Handle Then
            Me.ActiveMdiChild.Close()
            frmkamar.MdiParent = Me
            frmkamar.Show()
            frmkamar.Focus()
        End Sub

    Private Sub Frmmain_Load(ByVal
sender As Object, ByVal e As
System.EventArgs) Handles Me.Load
        Frmhome.MdiParent = Me
        Frmhome.Show()
    End Sub
```

```

        frmlogin.ShowDialog()
    End Sub

    Private Sub
    ButtonItem14_Click(ByVal sender As
    System.Object, ByVal e As
    System.EventArgs) Handles
    ButtonItem2.Click
        If ActiveMdiChild.Handle
    <> Frmhome.Handle Then
    Me.ActiveMdiChild.Close()
    frmreservasi.MdiParent =
    Me
        frmreservasi.Show()
        frmreservasi.Focus()

    End Sub

    Private Sub
    ButtonItem17_Click(ByVal sender As
    System.Object, ByVal e As
    System.EventArgs) Handles
    ButtonItem3.Click
        If ActiveMdiChild.Handle
    <> Frmhome.Handle Then
    Me.ActiveMdiChild.Close()
        Frmsewa.MdiParent = Me
        Frmsewa.Show()
        Frmsewa.Focus()

    End Sub

    Private Sub
    ButtonItem20_Click(ByVal sender As
    System.Object, ByVal e As
    System.EventArgs) Handles
    ButtonItem20.Click
        frmssql.Show()
    End Sub

    Private Sub
    ButtonItem18_Click(ByVal sender As
    System.Object, ByVal e As
    System.EventArgs) Handles
    ButtonItem4.Click
        If ActiveMdiChild.Handle
    <> Frmhome.Handle Then
    Me.ActiveMdiChild.Close()
        Frmkwitansi.MdiParent = Me
        Frmkwitansi.Show()
        Frmkwitansi.Focus()
    End Sub

    Private Sub
    ButtonItem22_Click(ByVal sender As
    System.Object, ByVal e As
    System.EventArgs) Handles
    ButtonItem22.Click
        Dim myReport As New
    rptfrmpendaftaran
        Dim objRun As New
    frmlaporan

    myReport.SetParameterValue("pengel
    ola", logged_staff_name)
        With objRun
            .Show()
            .Focus()
        End With

    objRun.CrystalReportViewer1.Report
    Source = myReport

    objRun.CrystalReportViewer1.Zoom(1
    00)
        objRun.WindowState =
    FormWindowState.Maximized
        objRun.Text = "Form
    pendaftaran"
    End Sub

    Private Sub
    ButtonItem23_Click(ByVal sender As
    System.Object, ByVal e As
    System.EventArgs) Handles
    ButtonItem23.Click
        Dim myReport As New
    rptfrmreservasi
        Dim objRun As New
    frmlaporan

    myReport.SetParameterValue("pengel
    ola", logged_staff_name)

    myReport.SetParameterValue("reserv
    asi", ambilkodeakhir("R",
    "reservasi", "no_reservasi"))
        With objRun
            .Show()
            .Focus()
        End With

    objRun.CrystalReportViewer1.Report
    Source = myReport

    objRun.CrystalReportViewer1.Zoom(1
    00)
        objRun.WindowState =
    FormWindowState.Maximized

```



```

        objRun.Text = "Form
reservasi"
    End Sub
    Sub setenable(ByRef b As
Boolean)
        RibbonPanel1.Enabled = b
        RibbonPanel2.Enabled = b
        ButtonItem2.Enabled = b
        ButtonItem3.Enabled = b
        ButtonItem4.Enabled = b
        ButtonItem5.Enabled = b
        ButtonItem6.Enabled = b
        If b = False Then
            ButtonItem7.Text =
"&Log in"
        Else
            ButtonItem7.Text =
"&Log out"
        End If
    End Sub
    Private Sub
Office2007StartButton1_Click(ByVal
sender As System.Object, ByVal e
As System.EventArgs) Handles
Office2007StartButton1.Click

        End Sub

    Private Sub
ButtonItem7_Click(ByVal sender As
System.Object, ByVal e As
System.EventArgs) Handles
ButtonItem7.Click
        While
ActiveMdiChild.Handle <>
Frmhome.Handle
Me.ActiveMdiChild.Close()

        End While
        frmlogin.ShowDialog()

    End Sub

    Private Sub
ButtonItem19_Click(ByVal sender As
System.Object, ByVal e As
System.EventArgs) Handles
ButtonItem19.Click
        If ActiveMdiChild.Handle
<> Frmhome.Handle Then
Me.ActiveMdiChild.Close()
        frmstaff.MdiParent = Me
        frmstaff.Show()
        frmstaff.Focus()
    End Sub

    Private Sub
ButtonItem24_Click(ByVal sender As
System.Object, ByVal e As
System.EventArgs) Handles
ButtonItem24.Click
        Dim myReport As New
rptkamar
        Dim objRun As New
frmlaporan

        myReport.SetParameterValue("penge1
ola", logged_staff_name)
        With objRun

            .Show()
            .Focus()
        End With

        objRun.CrystalReportViewer1.Report
Source = myReport

        objRun.CrystalReportViewer1.Zoom(1
00)

        objRun.WindowState =
FormWindowState.Maximized
        objRun.Text = "Laporan
Data Kamar"

    End Sub

    Private Sub
ButtonItem25_Click(ByVal sender As
System.Object, ByVal e As
System.EventArgs) Handles
ButtonItem25.Click
        Dim myReport As New
rptpenyewa
        Dim objRun As New
frmlaporan

        myReport.SetParameterValue("penge1
ola", logged_staff_name)
        With objRun

            .Show()
            .Focus()
        End With

        objRun.CrystalReportViewer1.Report
Source = myReport

        objRun.CrystalReportViewer1.Zoom(1
00)

        objRun.WindowState =
FormWindowState.Maximized

```

```

        objRun.Text = "Laporan
Data Penyewa"

    End Sub

    Private Sub
ButtonItem26_Click(ByVal sender As
System.Object, ByVal e As
System.EventArgs) Handles
ButtonItem26.Click
    Dim myReport As New
rptsewa
    Dim objRun As New
frmlaporan

myReport.SetParameterValue("pengel
ola", logged_staff_name)
    With objRun

        .Show()
        .Focus()
    End With

objRun.CrystalReportViewer1.Report
Source = myReport

objRun.CrystalReportViewer1.Zoom(1
00)

    objRun.WindowState =
FormWindowState.Maximized
    objRun.Text = "Laporan
penyewaan"

    End Sub

    Private Sub
ButtonItem27_Click(ByVal sender As
System.Object, ByVal e As
System.EventArgs) Handles
ButtonItem27.Click
    Popcetakbayar.ShowDialog()
    End Sub

    Private Sub
RibbonControl1_Click(ByVal sender
As System.Object, ByVal e As
System.EventArgs) Handles
RibbonControl1.Click

    End Sub

    Private Sub
RibbonPanel2_Click(ByVal sender As
System.Object, ByVal e As
System.EventArgs) Handles
RibbonPanel2.Click

    End Sub

    End Sub

    Private Sub
ButtonItem29_Click(ByVal sender As
System.Object, ByVal e As
System.EventArgs) Handles
ButtonItem29.Click
    If ActiveMdiChild.Handle
<> Frmhome.Handle Then
Me.ActiveMdiChild.Close()
    frmreservasi.MdiParent =
Me

    frmreservasi.Show()
    frmreservasi.Focus()

    End Sub

    Private Sub
ButtonItem30_Click(ByVal sender As
System.Object, ByVal e As
System.EventArgs) Handles
ButtonItem30.Click
    If ActiveMdiChild.Handle
<> Frmhome.Handle Then
Me.ActiveMdiChild.Close()
    Frmsewa.MdiParent = Me
    Frmsewa.Show()
    Frmsewa.Focus()

    End Sub

    Private Sub
ButtonItem31_Click(ByVal sender As
System.Object, ByVal e As
System.EventArgs) Handles
ButtonItem31.Click
    If ActiveMdiChild.Handle
<> Frmhome.Handle Then
Me.ActiveMdiChild.Close()
    Frmkwitansi.MdiParent = Me
    Frmkwitansi.Show()
    Frmkwitansi.Focus()

    End Sub

    Private Sub
RibbonPanel1_Click(ByVal sender As
System.Object, ByVal e As
System.EventArgs) Handles
RibbonPanel1.Click

    End Sub

    End Class

```

Form Penyewa

```
Imports System.Data.OleDb
Imports System.Data
```

```
Public Class frmpenyewa
```

```
Private Sub
```

```
frmkelas_Activated(ByVal sender As
Object, ByVal e As
System.EventArgs) Handles
Me.Activated
```

```
Me.MaximizeBox = False
```

```
Me.MinimizeBox = False
```

```
Me.WindowState = 2
```

```
txtno.Focus()
```

```
End Sub
```

```
Sub bersih()
```

```
txtnama.Clear()
```

```
txtalamat.Clear()
```

```
txtno.Clear()
```

```
txttelp.Clear()
```

```
txtkd.Text =
```

```
ambilkodeakhir("P", "Penyewa",
"id_penyewa")
```

```
txtno.Focus()
```

```
cmbjenkel.SelectedIndex =
```

```
0
```

```
cmbtipeid.SelectedIndex =
```

```
0
```

```
End Sub
```

```
Sub loadform()
```

```
tampilkan()
```

```
bersih()
```

```
End Sub
```

```
Private Sub this_Load(ByVal
sender As Object, ByVal e As
System.EventArgs) Handles Me.Load
```

```
On Error GoTo eer
```

```
loadform()
```

```
Exit Sub
```

```
eer:
```

```
loadform()
```

```
End Sub
```

```
Sub tampilkan(Optional ByRef
myq As String = "select * from
penyewa order by id_penyewa asc")
```

```
' lvw.Items.Clear()
```

```
' Dim
```

```
oledbCmdBuilder As
```

```
OleDbCommandBuilder
```

```
Dim q As String
```

```
q = myq
```

```
Dim ds As New DataSet
```

```
bukaKoneksi()
```

```
Dim oledbadapter As
```

```
OleDbDataAdapter
```

```
oledbadapter = New
```

```
OleDbDataAdapter(q, conn)
```

```
oledbadapter.Fill(ds)
```

```
Me.DataGridViewX1.DataSource =
ds.Tables(0)
```

```
End Sub
```

```
Private Sub
```

```
ButtonX1_Click(ByVal sender As
```

```
System.Object, ByVal e As
```

```
System.EventArgs)
```

```
End Sub
```

```
Private Sub
```

```
frmkelas_Resize(ByVal sender As
```

```
Object, ByVal e As
```

```
System.EventArgs) Handles
```

```
Me.Resize
```

```
End Sub
```

```
Private Sub
```

```
LabelX1_Click(ByVal sender As
```

```
System.Object, ByVal e As
```

```
System.EventArgs) Handles
```

```
LabelX1.Click
```

```
End Sub
```

```
Private Sub
```

```
ButtonX1_Click_1(ByVal sender As
```

```
System.Object, ByVal e As
```

```
System.EventArgs) Handles
```

```
ButtonX1.Click
```

```
Dim q As String = "select
```

```
* from penyewa where id_penyewa='"
```

```
& txtkd.Text & "'"
```

```
bukaKoneksi()
```

```
Dim mycmd As OleDbCommand
```

```
= New OleDbCommand(q, conn)
```

```
Dim myread As
```

```
OleDbDataReader =
```

```
mycmd.ExecuteReader
```

```
If myread.HasRows Then
```

```
q =
```

```
String.Format("update penyewa set
```

```
tipe_idty='{0}',no_idty='{1}',nama
```

```
='{2}',alamat='{3}',no_telp='{4}',
```

```
tgl_lahir='{5}',tempat_lahir='{6}'
```

```

,jenkel='{7}' where
id_penyewa='{8}'", cmbtipeid.Text,
txtno.Text, txtnama.Text,
txtalamat.Text, txttelp.Text,
Format(tgllahir.Value,
"MM/dd/yyyy"), tempatlhr.Text,
cmbjenkel.Text, txtkd.Text)
Else
q =
String.Format("insert into penyewa
values('{0}','{1}','{2}','{3}','{4}'
','{5}','{6}','{7}','{8}')",
txtkd.Text, cmbtipeid.Text,
txtno.Text, txtnama.Text,
txtalamat.Text, txttelp.Text,
Format(tgllahir.Value,
"MM/dd/yyyy"), tempatlhr.Text,
cmbjenkel.Text)
End If
myread.Close()
mycmd = New
OleDbCommand(q, conn)
Try

mycmd.ExecuteNonQuery()
MsgBox("Data berhasil
disimpan")
Application.DoEvents()
Application.DoEvents()
Application.DoEvents()
bersih()
tampilkan()
Catch ex As Exception
MsgBox(Err.Description)
End Try
End Sub

Private Sub
DataGridView1_CellContentClick(By
Val sender As System.Object, ByVal
e As
System.Windows.Forms.DataGridViewC
ellEventArgs) Handles
DataGridView1.CellContentClick

End Sub

Private Sub
DataGridView1_DoubleClick(ByVal
sender As Object, ByVal e As
System.EventArgs) Handles
DataGridView1.DoubleClick
On Error Resume Next

Dim i As Integer =
DataGridView1.CurrentRow.Index

With DataGridView1
If .Item(0, i) Is
Nothing Then Exit Sub

txtkd.Text = .Item(0,
i).Value
cmbtipeid.Text =
.Item(1, i).Value
txtno.Text = .Item(2,
i).Value
txtnama.Text =
.Item(3, i).Value
txtalamat.Text =
.Item(4, i).Value
txttelp.Text =
.Item(5, i).Value
tgllahir.Value =
.Item(6, i).Value
tempatlhr.Text =
.Item(7, i).Value
cmbjenkel.Text =
.Item(8, i).Value
txtnama.Focus()
End With
End Sub

Private Sub
ButtonX3_Click(ByVal sender As
System.Object, ByVal e As
System.EventArgs) Handles
ButtonX3.Click
If MsgBox("Anda akan
menghapus data penyewa
terpilih, lanjutkan??",
MsgBoxStyle.Exclamation +
MsgBoxStyle.YesNo) = vbNo Then
Exit Sub
End If
bukaKoneksi()
For i As Integer = 0 To
DataGridView1.RowCount - 1
If
DataGridView1.Rows(i).Selected =
True Then
Dim q As String =
"delete from penyewa where
id_penyewa='" &
DataGridView1.Item(0, i).Value &
""

Dim mycmd As
OleDbCommand = New OleDbCommand(q,
conn)

mycmd.ExecuteNonQuery()

End If
Next

```

```

        MsgBox("data berhasil
dihapus", MsgBoxStyle.Information)
        Application.DoEvents()
        Application.DoEvents()
        Application.DoEvents()
        tampilkan()
    End Sub

```

```

    Private Sub
    LinkLabel1_LinkClicked(ByVal
sender As System.Object, ByVal e
As
System.Windows.Forms.LinkLabelLink
ClickedEventArgs) Handles
LinkLabel1.LinkClicked
        bersih()
    End Sub

```

```

    Private Sub
    PictureBox1_Click(ByVal sender As
System.Object, ByVal e As
System.EventArgs)

```

```

    End Sub
    Private Sub
    ReflectionImage1_Click(ByVal
sender As System.Object, ByVal e
As System.EventArgs)

```

```

    End Sub
    Private Sub
    txtcari_TextChanged(ByVal sender
As System.Object, ByVal e As
System.EventArgs) Handles
txtcari.TextChanged, btncari.Click
        Dim q As String
        q = "select * from penyewa
where no_idty like '%" &
txtcari.Text & "' or nama like
 '%" & txtcari.Text & "' or
alamat like '%" & txtcari.Text &
        '%" order by id_penyewa asc"
        If txtcari.Text = "" Then
            tampilkan()
        Else
            tampilkan(q)
        End If
    End Sub

```

```

    End Sub
    Private Sub
    cmbjenkel_SelectedIndexChanged(ByV
al sender As System.Object, ByVal
e As System.EventArgs) Handles
cmbjenkel.SelectedIndexChanged

```

```

    End Sub
End Class

```

Form Kamar

```

Imports System.Data.OleDb
Imports System.Data

```

```

Public Class frmkamar

```

```

    Private Sub
    frmkelas_Activated(ByVal sender As
Object, ByVal e As
System.EventArgs) Handles
Me.Activated

```

```

        Me.MaximizeBox = False
        Me.MinimizeBox = False
        Me.WindowState = 2
        cmbtipe.Focus()
    End Sub

```

```

    Sub bersih()
        txtnomor.Clear()
        cmbtipe.Text = ""
        txtharga.Clear()
        txtket.Clear()
        txtkd.Text =
        ambilkodeakhir("K", "Kamar",
        "id_kamar")
        cmbtipe.Focus()
    End Sub

```

```

    Sub loadform()
        SuperTabControl1.SelectedTab =
        SuperTabControl1.Tabs(0)
        tampilkan()
        bersih()
    End Sub

```

```

    Private Sub this_Load(ByVal
sender As Object, ByVal e As
System.EventArgs) Handles Me.Load
        On Error GoTo eer
        loadform()
    Exit Sub

```

```

    eer:
        loadform()
    End Sub
    Sub tampilkan(Optional ByRef
myq As String = "select * from
kamar order by id_kamar asc")
        ' lvw.Items.Clear()

```

```

        Dim
oledbCmdBuilder As OleDbCommandBuilder
oledbCommandBuilder
    Dim q As String
    q = myq
    Dim ds As New DataSet
    bukaKoneksi()
    Dim oledbadapter As OleDbDataAdapter
oledbDataAdapter
    oledbadapter = New OleDbDataAdapter(q, conn)
oledbDataAdapter(q, conn)
oledbadapter.Fill(ds)

Me.DataGridViewX1.DataSource = ds.Tables(0)
petakan()
End Sub
Sub petakan()
    Dim q As String = "Select
* from kamar order by nomor_kamar
asc"

    Dim a As String
    Dim mycmd As OleDbCommand
= New OleDbCommand(q, conn)
    Dim myread As OleDbDataReader = mycmd.ExecuteReader
    Dim gedung As String = ""
    Dim stat As Integer
    lvw.Items.Clear()
    lvw.Groups.Clear()
    Dim mygroup As ListViewGroup = Nothing
    Dim myitem As ListViewItem = Nothing
    While myread.Read
        With myread
            a = LSet(.Item("nomor_kamar"), 1)
            If gedung <> a
                Then
                    gedung = a
                    mygroup = lvw.Groups.Add(a, "Gedung " & a)
                End If
                If .Item("status") = "Tersedia" Then
                    stat = 0
                ElseIf .Item("status") = "Dipesan" Then
                    stat = 2
                Else
                    stat = 1
                End If
            '
mygroup.Items.Add(.Item("nomor_kamar"), stat)

myitem = lvw.Items.Add(.Item("nomor_kamar"), stat)
mygroup.Items.Add(myitem)
End With
End While
End Sub
Private Sub ButtonX1_Click(ByVal sender As System.Object, ByVal e As System.EventArgs)
End Sub

Private Sub frmkelas_Resize(ByVal sender As Object, ByVal e As System.EventArgs) Handles Me.Resize
End Sub

Private Sub LabelX1_Click(ByVal sender As System.Object, ByVal e As System.EventArgs) Handles LabelX1.Click
End Sub

Private Sub ButtonX1_Click_1(ByVal sender As System.Object, ByVal e As System.EventArgs) Handles ButtonX1.Click
    Dim q As String = "select
* from kamar where id_kamar='" & txtkd.Text & "'"
    bukaKoneksi()
    Dim mycmd As OleDbCommand
= New OleDbCommand(q, conn)
    Dim myread As OleDbDataReader = mycmd.ExecuteReader
    If myread.HasRows Then
        q = String.Format("update kamar set tipe_kamar='{0}', nomor_kamar='{1}', harga='{2}', ket='{3}', status='{4}' where id_kamar='{5}'", cmbtipe.Text, txtnomor.Text, txtharga.Text, txtket.Text, cmbstatus.Text, txtkd.Text)
    Else
        q = String.Format("insert into kamar

```

```

values('{0}','{1}','{2}','{3}','{4}
}','{5}')", txtkd.Text,
cmbtipe.Text, txtnomor.Text,
txtharga.Text, txtket.Text,
cmbstatus.Text)
    End If
    myread.Close()
    mycmd = New
OleDbCommand(q, conn)
    Try

mycmd.ExecuteNonQuery()
        MsgBox("Data berhasil
disimpan")
        Application.DoEvents()
        Application.DoEvents()
        Application.DoEvents()
        bersih()
        tampilkan()
    Catch ex As Exception

MsgBox(Err.Description)
    End Try
    End Sub

    Private Sub
DataGridViewX1_CellContentClick(By
Val sender As System.Object, ByVal
e As
System.Windows.Forms.DataGridViewC
ellEventArgs)

    End Sub

    Private Sub
DataGridViewX1_DoubleClick(ByVal
sender As Object, ByVal e As
System.EventArgs) Handles
DataGridViewX1.DoubleClick
    On Error Resume Next

        Dim i As Integer =
DataGridViewX1.CurrentRow.Index
        With DataGridViewX1
            If .Item(0, i) Is
Nothing Then Exit Sub

                txtkd.Text = .Item(0,
i).Value
                cmbtipe.Text =
.Item(1, i).Value
                txtnomor.Text =
.Item(2, i).Value
                txtharga.Text =
.Item(3, i).Value
                txtket.Text = .Item(4,
i).Value
                cmbstatus.Text =
.Item(5, i).Value
                cmbtipe.Focus()
            End With
        End Sub

        Private Sub
ButtonX3_Click(ByVal sender As
System.Object, ByVal e As
System.EventArgs) Handles
ButtonX3.Click
            If MsgBox("Anda akan
menghapus data kamar
terpilih, lanjutkan??",
MsgBoxStyle.Exclamation +
MsgBoxStyle.YesNo) = vbNo Then
                Exit Sub
            End If
            bukaKoneksi()
            For i As Integer = 0 To
DataGridViewX1.RowCount - 1
                If
DataGridViewX1.Rows(i).Selected =
True Then
                    Dim q As String =
"delete from kamar where
id_kamar='" &
DataGridViewX1.Item(0, i).Value &
""

                    Dim mycmd As
OleDbCommand = New OleDbCommand(q,
conn)

                    mycmd.ExecuteNonQuery()
                End If
            Next
            MsgBox("data berhasil
dihapus", MsgBoxStyle.Information)
            Application.DoEvents()
            Application.DoEvents()
            Application.DoEvents()
            tampilkan()
        End Sub

        Private Sub
LinkLabel1_LinkClicked(ByVal
sender As System.Object, ByVal e
As
System.Windows.Forms.LinkLabelLink
ClickedEventArgs) Handles
LinkLabel1.LinkClicked
            bersih()
        End Sub
        Private Sub
txtcari_TextChanged(ByVal sender
As System.Object, ByVal e As

```

```
System.EventArgs) Handles
txtcari.TextChanged, btncari.Click
    Dim q As String
    q = "select * from kamar
where tipe_kamar like '%" &
txtcari.Text & '%" or nomor_kamar
like '%" & txtcari.Text & '%" or
harga like '%" & txtcari.Text &
"%" or status like '%" &
txtcari.Text & '%" order by
id_kamar asc"
    If txtcari.Text = "" Then
        tampilkan()
    Else
        tampilkan(q)
    End If

End Sub

Private Sub
DataGridViewX1_CellContentClick_1(
ByVal sender As System.Object,
ByVal e As
System.Windows.Forms.DataGridViewC
ellEventArgs) Handles
DataGridViewX1.CellContentClick

End Sub

Private Sub
LabelX2_Click(ByVal sender As
System.Object, ByVal e As
System.EventArgs) Handles
LabelX2.Click

End Sub

Private Sub
SuperTabControlPanel1_Click(ByVal
sender As System.Object, ByVal e
As System.EventArgs) Handles
SuperTabControlPanel1.Click

End Sub

Private Sub
lvw_SelectedIndexChanged(ByVal
sender As System.Object, ByVal e
As System.EventArgs) Handles
lvw.SelectedIndexChanged

End Sub

Private Sub Panel6_Paint(ByVal
sender As System.Object, ByVal e
As
System.Windows.Forms.PaintEventArg
s) Handles Panel6.Paint

End Sub

Private Sub
SuperTabControlPanel2_Click(ByVal
sender As System.Object, ByVal e
As System.EventArgs) Handles
SuperTabControlPanel2.Click

End Sub

Private Sub
SuperTabControl1_SelectedTabChange
d(ByVal sender As System.Object,
ByVal e As
DevComponents.DotNetBar.SuperTabSt
ripSelectedTabChangedEventArgs)
Handles
SuperTabControl1.SelectedTabChange
d

End Sub

Private Sub Label5_Click(ByVal
sender As System.Object, ByVal e
As System.EventArgs) Handles
Label5.Click

End Sub

Private Sub Label8_Click(ByVal
sender As System.Object, ByVal e
As System.EventArgs) Handles
Label8.Click

End Sub

Private Sub Label4_Click(ByVal
sender As System.Object, ByVal e
As System.EventArgs) Handles
Label4.Click

End Sub

Private Sub
Label11_Click(ByVal sender As
System.Object, ByVal e As
System.EventArgs) Handles
Label11.Click

End Sub

Private Sub Label3_Click(ByVal
sender As System.Object, ByVal e
```



```
As System.EventArgs) Handles  
Label3.Click  
  
End Sub  
  
Private Sub Label9_Click(ByVal  
sender As System.Object, ByVal e  
As System.EventArgs) Handles  
Label9.Click  
  
End Sub  
  
Private Sub  
txtkd_TextChanged(ByVal sender As  
System.Object, ByVal e As  
System.EventArgs) Handles  
txtkd.TextChanged  
  
End Sub  
  
Private Sub  
txtharga_TextChanged(ByVal sender  
As System.Object, ByVal e As  
System.EventArgs) Handles  
txtharga.TextChanged  
  
End Sub  
  
Private Sub  
txtket_TextChanged(ByVal sender As  
System.Object, ByVal e As  
System.EventArgs) Handles  
txtket.TextChanged  
  
End Sub  
  
Private Sub  
txtnomor_TextChanged(ByVal sender  
As System.Object, ByVal e As  
System.EventArgs) Handles  
txtnomor.TextChanged  
  
End Sub  
  
Private Sub  
cmbtipe_SelectedIndexChanged(ByVal  
sender As System.Object, ByVal e  
As System.EventArgs) Handles  
cmbtipe.SelectedIndexChanged  
  
End Sub  
  
Private Sub  
cmbstatus_SelectedIndexChanged(ByV  
al sender As System.Object, ByVal  
e As System.EventArgs) Handles  
cmbstatus.SelectedIndexChanged  
  
End Sub  
  
End Sub  
  
Private Sub Panel5_Paint(ByVal  
sender As System.Object, ByVal e  
As  
System.Windows.Forms.PaintEventArg  
s) Handles Panel5.Paint  
  
End Sub  
  
Private Sub Panel1_Paint(ByVal  
sender As System.Object, ByVal e  
As  
System.Windows.Forms.PaintEventArg  
s) Handles Panel1.Paint  
  
End Sub  
  
Private Sub Panel4_Paint(ByVal  
sender As System.Object, ByVal e  
As  
System.Windows.Forms.PaintEventArg  
s) Handles Panel4.Paint  
  
End Sub  
  
Private Sub Panel3_Paint(ByVal  
sender As System.Object, ByVal e  
As  
System.Windows.Forms.PaintEventArg  
s) Handles Panel3.Paint  
  
End Sub  
  
Private Sub Panel2_Paint(ByVal  
sender As System.Object, ByVal e  
As  
System.Windows.Forms.PaintEventArg  
s) Handles Panel2.Paint  
  
End Sub  
  
Private Sub  
PictureBox1_Click(ByVal sender As  
System.Object, ByVal e As  
System.EventArgs) Handles  
PictureBox1.Click  
  
End Sub  
  
Private Sub  
ReflectionImage1_Click(ByVal  
sender As System.Object, ByVal e  
As System.EventArgs) Handles  
ReflectionImage1.Click
```

```

End Sub

Private Sub Label2_Click(ByVal sender As System.Object, ByVal e As System.EventArgs) Handles Label2.Click

End Sub

Private Sub Label1_Click(ByVal sender As System.Object, ByVal e As System.EventArgs) Handles Label1.Click

End Sub
End Class

```

Form Reservasi

```

Imports System.Data.OleDb
Imports System.Data

Public Class frmreservasi

Private Sub frmkelas_Activated(ByVal sender As Object, ByVal e As System.EventArgs) Handles Me.Activated
Me.MaximizeBox = False
Me.MinimizeBox = False
Me.WindowState = 2
txtnama.Focus()
End Sub
Sub bersih()
txtnama.Clear()
txtkd.kamar.Text = ""
txttelp.Clear()
txtkd.Text =
ambilkodeakhir("R", "Reservasi", "no_reservasi")
txtnama.Focus()
End Sub
Sub loadkamar()
cmbkamar.Items.Clear()
cmbkamar.Items.Add("-")
Dim q As String = "select
* from kamar order by id_kamar asc"

Dim mycmd As OleDbCommand
= New OleDbCommand(q, conn)

```

```

Dim myread As OleDbDataReader = mycmd.ExecuteReader
While myread.Read
cmbkamar.Items.Add(myread.Item("no_mor_kamar"))
End While
myread.Close()
End Sub

Sub loadform()
tampilkan()
bersih()
loadkamar()
End Sub
Private Sub this_Load(ByVal sender As Object, ByVal e As System.EventArgs) Handles Me.Load
On Error GoTo eer
loadform()
Exit Sub
eer:
loadform()
End Sub
Sub tampilkan(Optional ByRef myq As String = "select a.no_reservasi,a.tanggal,k.nomor_kamar,a.nama_pemesan,a.alamat,a.no_telp,p.nama as Pengelola from reservasi a,kamar k,pengelola p where p.id_pengelola=a.pengelola and k.id_kamar=a.kamar")
lvw.Items.Clear()
Dim oledbCmdBuilder As OleDbCommandBuilder
Dim q As String
q = myq

Dim ds As New DataSet
bukaKoneksi()
Dim oledbadapter As OleDbDataAdapter
oledbadapter = New OleDbDataAdapter(q, conn)
oledbadapter.Fill(ds)

Me.DataGridViewX1.DataSource = ds.Tables(0)
End Sub

```

```

Private Sub
ButtonX1_Click(ByVal sender As
System.Object, ByVal e As
System.EventArgs)

End Sub

Private Sub
frmkelas_Resize(ByVal sender As
Object, ByVal e As
System.EventArgs) Handles
Me.Resize

End Sub

Private Sub
LabelX1_Click(ByVal sender As
System.Object, ByVal e As
System.EventArgs) Handles
LabelX1.Click

End Sub

Private Sub
ButtonX1_Click_1(ByVal sender As
System.Object, ByVal e As
System.EventArgs) Handles
ButtonX1.Click
    Dim q As String = "select
* from reservasi where
no_reservasi='" & txtkd.Text & "'"
    bukaKoneksi()
    Dim mycmd As OleDbCommand
= New OleDbCommand(q, conn)
    Dim myread As
OleDbDataReader =
mycmd.ExecuteReader
    If myread.HasRows Then
        q =
String.Format("update reservasi
set
tanggal='{0}', kamar='{1}', nama_pem
esan='{2}', alamat='{3}', no_telp='{
4}', pengelola='{5}' where
no_reservasi='{6}'",
Format(tanggal.Value,
"MM/dd/yyyy"), txtkdkamar.Text,
txtnama.Text, txtalamat.Text,
txttelp.Text, logged_staff_id,
txtkd.Text)
        Else
            q =
String.Format("insert into
reservasi
values('{0}','{1}','{2}','{3}','{4
}','{5}','{6}')", txtkd.Text,
Format(tanggal.Value,
"MM/dd/yyyy"), txtkdkamar.Text,
txtnama.Text, txtalamat.Text,
txttelp.Text, logged_staff_id)
        End If
        myread.Close()
        mycmd = New
OleDbCommand(q, conn)

mycmd.ExecuteNonQuery()
        q = "update kamar set
status='Dipesan' where id_kamar='"
& txtkdkamar.Text & "'"
        mycmd = New
OleDbCommand(q, conn)

mycmd.ExecuteNonQuery()
        MsgBox("Data berhasil
disimpan")
        If MsgBox("Cetak Bukti
Pemesanan??", vbYesNo +
vbInformation) = vbYes Then
            cetakreservasi(txtkd.Text)
        End If
        Application.DoEvents()
        Application.DoEvents()
        Application.DoEvents()
        bersih()
        tampilkan()
        Catch ex As Exception
            MsgBox(Err.Description)
        End Try
    End Sub

Sub cetakreservasi(ByRef tkd
As String)
    Dim myReport As New
rptreservasi
    Dim objRun As New
frmLaporan

myReport.SetParameterValue("pengel
ola", logged_staff_name)

myReport.SetParameterValue("norese
rvasi", tkd)
    With objRun
        .Show()
        .Focus()
    End With

objRun.CrystalReportViewer1.Report
Source = myReport

```

```

objRun.CrystalReportViewer1.Zoom(1
00)
    objRun.WindowState =
FormWindowState.Maximized
    objRun.Text = "Reservasi -
" & txtnama.Text
    End Sub
    Private Sub
DataGridView1_CellContentClick(By
Val sender As System.Object, ByVal
e As
System.Windows.Forms.DataGridViewC
ellEventArgs)

    End Sub

    Private Sub
DataGridView1_DoubleClick(ByVal
sender As Object, ByVal e As
System.EventArgs) Handles
DataGridView1.DoubleClick
    On Error Resume Next

        Dim i As Integer =
DataGridView1.CurrentRow.Index
        With DataGridView1
            If .Item(0, i) Is
Nothing Then Exit Sub
            txtkd.Text = .Item(0,
i).Value
            tanggal.Value =
.Item(1, i).Value
            cmbkamar.Text =
.Item(2, i).Value
            txtnama.Text =
.Item(3, i).Value
            txtalamat.Text =
.Item(4, i).Value
            txttelp.Text =
.Item(5, i).Value
        End With
    End Sub

    Private Sub
ButtonX3_Click(ByVal sender As
System.Object, ByVal e As
System.EventArgs) Handles
ButtonX3.Click
        If MsgBox("Anda akan
menghapus data reservasi
terpilih, lanjutkan??",
MsgBoxStyle.Exclamation +
MsgBoxStyle.YesNo) = vbNo Then
            Exit Sub
        End If
        bukaKoneksi()

        For i As Integer = 0 To
DataGridView1.RowCount - 1
            If
DataGridView1.Rows(i).Selected =
True Then
                Dim q As String =
"delete from reservasi where
no_reservasi='" &
DataGridView1.Item(0, i).Value &
""

                Dim mycmd As
OleDbCommand = New OleDbCommand(q,
conn)

mycmd.ExecuteNonQuery()

            End If
        Next
        MsgBox("data berhasil
dihapus", MsgBoxStyle.Information)
        Application.DoEvents()
        Application.DoEvents()
        Application.DoEvents()
        tampilkan()
        txtkd.Text =
ambilkodeakhir("R", "Reservasi",
"no_reservasi")
    End Sub

    Private Sub
LinkLabel1_LinkClicked(ByVal
sender As System.Object, ByVal e
As
System.Windows.Forms.LinkLabelLink
ClickedEventArgs) Handles
LinkLabel1.LinkClicked
        bersih()
    End Sub

    Private Sub
cmbkamar_SelectedIndexChanged(ByVa
l sender As System.Object, ByVal e
As System.EventArgs) Handles
cmbkamar.SelectedIndexChanged
        If cmbkamar.Text = "-"
Then Exit Sub
        Dim q As String = "select
* from kamar where nomor_kamar='"
& cmbkamar.Text & ""

        Dim mycmd As OleDbCommand
= New OleDbCommand(q, conn)
        Dim myread As
OleDbDataReader =
mycmd.ExecuteReader
        If myread.Read Then
            Dim kdkamar As String
= myread.Item(0)

```

```

        If
myread.Item("status") <>
"Tersedia" Then
        q = "select * from
reservasi where no_reservasi='" &
txtkd.Text & "' and kamar='" &
kdkamar & "'"
        mycmd = New
OleDbCommand(q, conn)
        myread =
mycmd.ExecuteReader
        If
myread.HasRows() Then
        txtkdkamar.Text = kdkamar
        Else
            MsgBox("Kamar
yang dipilih tidak tersedia(Telah
dipesan/sudah ditempati).Pilih
kamar yang lain.", vbCritical)
            cmbkamar.Text
= "-"
        End If
        Exit Sub
    End If
    txtkdkamar.Text =
kdkamar
    End If
    myread.Close()

End Sub

```

```

Private Sub
ButtonX2_Click(ByVal sender As
System.Object, ByVal e As
System.EventArgs) Handles
ButtonX2.Click
    frmpop.tampilkan("select *
from kamar order by id_kamar")
    frmpop.strcari = "select *
from kamar where tipe_kamar like
'{key}%' or nomor_kamar like
'{key}%' or id_kamar like '{key}%'
order by id_kamar"
    frmpop.ShowDialog()
    If frmpop.w(2) <> "" Then
        cmbkamar.Text =
frmpop.w(2)
    End If
End Sub

```

```

Private Sub
txtcari_TextChanged(ByVal sender
As System.Object, ByVal e As
System.EventArgs) Handles
txtcari.TextChanged, btncari.Click
    Dim q As String

```

```

        q = "select
a.no_reservasi,a.tanggal,k.nomor_k
amar,a.nama_pemesan,a.alamat,a.no_
telp,p.nama as Pengelola from
reservasi a,kamar k,pengelola p
where (p.id_pengelola=a.pengelola
and k.id_kamar=a.kamar) and
(k.nomor_kamar like '%" &
txtcari.Text & '%" or
a.no_reservasi like '%" &
txtcari.Text & '%" or
a.nama_pemesan like '%" &
txtcari.Text & '%" )"
        If txtcari.Text = "" Then
            tampilkan()
        Else
            tampilkan(q)
        End If
    End Sub

Private Sub
DataGridViewX1_CellContentClick_1(
ByVal sender As System.Object,
ByVal e As
System.Windows.Forms.DataGridViewC
ellEventArgs) Handles
DataGridViewX1.CellContentClick
    End Sub
End Class

```

Form Popsewa

```

Imports System.Data.OleDb
Public Class Frmpopsewa
    Sub bersih()
        txtkd.Text =
ambilkodeakhir("S", "Sewa",
"no_sewa")
        txtidpenyewa.Clear()
        txtnama.Clear()
        txtalamat.Clear()
        txttelp.Clear()
        txtidkamar.Clear()
        txtnokamar.Clear()
        txttipe.Clear()
        txtharga.Clear()
        cmblama.SelectedIndex = 0
        txttotalharga.Clear()
        ButtonX2.Focus()
        lblreservasi.Visible =
False
    End Sub
    Sub loadform()
        For i As Integer = 1 To 12

```

```

cmlama.Items.Add(CStr(i))
    Next
    bersih()
End Sub
Sub getpenyewa(ByRef id As
String)
    bukaKoneksi()
    Dim mycmd As OleDbCommand
= New OleDbCommand("select * from
penyewa where id_penyewa='" & id &
'", conn)
    Dim myread As
OleDbDataReader =
mycmd.ExecuteReader
    If myread.Read Then
        txtnama.Text =
myread.Item("nama")
        txtalamat.Text =
myread.Item("alamat")
        txttelp.Text =
myread.Item("no_telp")
    End If
    myread.Close()
End Sub
Sub getkamar(ByRef id As
String)
    bukaKoneksi()
    Dim mycmd As OleDbCommand
= New OleDbCommand("select * from
kamar where id_kamar='" & id &
'", conn)
    Dim myread As
OleDbDataReader =
mycmd.ExecuteReader
    If myread.Read Then
        txttipe.Text =
myread.Item(1)
        txtnokamar.Text =
myread.Item(2)
        txtharga.Text =
myread.Item(3)
    End If
    myread.Close()

End Sub
Private Sub
Frmpopsewa_Load(ByVal sender As
System.Object, ByVal e As
System.EventArgs) Handles
MyBase.Load
    loadform()
End Sub
Sub getbynosewa()
    bukaKoneksi()
    Dim mycmd As OleDbCommand
= New OleDbCommand("select * from
sewa where no_sewa='" & txtkd.Text
& "'", conn)
    Dim myread As
OleDbDataReader =
mycmd.ExecuteReader
    If myread.Read() Then
        txtidpenyewa.Text =
myread.Item("id_penyewa")
        txtidkamar.Text =
myread.Item("id_kamar")

getpenyewa(txtidpenyewa.Text)

getkamar(txtidkamar.Text)
        tglmasuk.Value =
myread.Item("tgl_msk")
        tglkeluar.Value =
myread.Item("tgl_keluar")
        tanggal.Value =
myread.Item("tgl_sewa")
        cmlama.Text =
CInt(myread.Item("lama_sewa"))
        txttotalharga.Text =
myread.Item("total_harga")
    End If
    myread.Close()
End Sub
Private Sub
ButtonX2_Click(ByVal sender As
System.Object, ByVal e As
System.EventArgs) Handles
ButtonX2.Click
    frmpop.tampilkan("select *
from penyewa order by id_penyewa")
    frmpop.strcari = "select *
from penyewa where nama like
'{key}%' or no_idty like '{key}%'
or alamar like '{key}%' order by
id_penyewa"
    frmpop.ShowDialog()
    If frmpop.w(0) <> "" Then
        txtidpenyewa.Text =
frmpop.w(0)

getpenyewa(frmpop.w(0))
    End If

End Sub
Sub hitungtotal()
    Dim c As Decimal
    c = cmlama.Text *
txtharga.Text
    txttotalharga.Text = c
End Sub
Private Sub
ButtonX1_Click(ByVal sender As
System.Object, ByVal e As

```

```

System.EventArgs) Handles
ButtonX1.Click
    frmpop.tampilkan("select *
from kamar order by id_kamar")
    frmpop.strcari = "select *
from kamar where tipe_kamar like
'{key}%' or nomor_kamar like
'{key}%' or id_kamar like '{key}%'
order by id_kamar"
    frmpop.ShowDialog()
    If frmpop.w(0) <> "" Then
        If frmpop.w(5) =
"Dipesan" Then
            bukaKoneksi()
            Dim mycmd As
OleDbCommand = New
OleDbCommand("select * from
reservasi where nama_pemesan='" &
txtnama.Text & "' and kamar='" &
frmpop.w(0) & "'", conn)
            Dim myread As
OleDbDataReader =
mycmd.ExecuteReader
            If
myread.HasRows() Then
                If myread.Read
Then
                    txtidkamar.Text = frmpop.w(0)
                    getkamar(frmpop.w(0))
                    lblreservasi.Text = "No. Reservasi
: " & myread.Item(0)
                    lblreservasi.Visible = True
                    hitungtotal()
                End If
            Else
                MsgBox("Kamar
yang dipilih telah dipesan oleh
orang lain,Pilih kamar yang
lain.", vbCritical)
            End If
        ElseIf frmpop.w(5) =
"Ditempati" Then
            MsgBox("Kamar yang
dipilih telah ditempati,Pilih
kamar yang lain.", vbCritical)
            Exit Sub
        Else
            txtidkamar.Text =
frmpop.w(0)
            getkamar(frmpop.w(0))
                hitungtotal()
            End If
        End Sub

Private Sub
cmlblama_SelectedIndexChanged(ByVal
sender As System.Object, ByVal e
As System.EventArgs) Handles
cmlblama.SelectedIndexChanged
    If txtharga.Text <> ""
Then
        hitungtotal()
    End If
End Sub

Private Sub
ButtonX4_Click(ByVal sender As
System.Object, ByVal e As
System.EventArgs) Handles
ButtonX4.Click
    Dim q As String = "select
* from sewa where no_sewa='" &
txtkd.Text & "'"
    bukaKoneksi()
    Dim mycmd As OleDbCommand
= New OleDbCommand(q, conn)
    Dim myread As
OleDbDataReader =
mycmd.ExecuteReader
    Dim periodebayar As String
= Format(tglmasuk.Value, "dd")
    Dim stipe As String = ""
    If myread.HasRows Then
        q =
String.Format("update sewa set
id_penyewa='{0}',id_kamar='{1}',tg
l_sewa='{2}',tgl_msk='{3}',tgl_kel
uar='{4}',lama_sewa='{5}',total_ha
rga={6},periode_bayar='{7}' where
no_sewa='{8}'", txtidpenyewa.Text,
txtidkamar.Text,
Format(tanggal.Value,
"MM/dd/yyyy"),
Format(tglmasuk.Value,
"MM/dd/yyyy"),
Format(tglkeluar.Value,
"MM/dd/yyyy"), cmlblama.Text,
txttotalharga.Text, periodebayar,
txtkd.Text)
        stipe = "update"
    Else
        q =
String.Format("insert into sewa
values('{0}','{1}','{2}','{3}','{4}

```

```

}', '{5}', '{6}', '{7}', '{8}'))",
txtkd.Text, txtidpenyewa.Text,
txtidkamar.Text,
Format(tanggal.Value,
"MM/dd/yyyy"),
Format(tglmasuk.Value,
"MM/dd/yyyy"),
Format(tglkeluar.Value,
"MM/dd/yyyy"), cmblama.Text,
txttotalharga.Text, periodebayar)
stipe = "simpan"
End If
myread.Close()
mycmd = New
OleDbCommand(q, conn)
Try

mycmd.ExecuteNonQuery()
If stipe = "simpan"
Then
    mycmd = New
OleDbCommand("update kamar set
status='Ditempati' where
id_kamar='" & txtidkamar.Text &
'", conn)

mycmd.ExecuteNonQuery()
If MsgBox("Data
penyewaan berhasil
disimpan, lanjutkan ke
pembayaran?", vbYesNo +
vbInformation) = MsgBoxResult.Yes
Then
Frmpopkwitansi.Show()

Frmpopkwitansi.txtnosewa.Text =
txtkd.Text

Frmpopkwitansi.ambildatasewa()
Me.Close()
End If
End If
Application.DoEvents()
Application.DoEvents()
Application.DoEvents()
Frmsewa.tampilkan()
Me.Close()
Catch ex As Exception

MsgBox(Err.Description)
End Try
End Sub

Private Sub
ButtonX3_Click(ByVal sender As
System.Object, ByVal e As

```

```

System.EventArgs) Handles
ButtonX3.Click
Me.Close()
End Sub
End Class

```

Form Popkwitansi

```

Imports System.Data.OleDb
Public Class Frmpopkwitansi

Private Sub Label3_Click(ByVal
sender As System.Object, ByVal e
As System.EventArgs) Handles
Label3.Click

End Sub
Sub bersih()
txtnosewa.Clear()
txtnama.Clear()
txtalamat.Clear()
txttelp.Clear()
txtnokamar.Clear()
txtharga.Clear()
txtterlambat.Text = "0"
txtperiode.Text = ""
txtdenda.Text = "0"
txttotal.Text = "0"
txtkd.Text =
ambilkodeakhir("B", "kwitansi",
"no_kwitansi")
txtkd.Focus()
End Sub
Sub ambildatasewa()
On Error Resume Next
bukaKoneksi()
Dim q As String = "select
s.*,p.*,k.* from sewa s,penyewa
p,kamar k where
s.id_penyewa=p.id_penyewa and
s.id_kamar=k.id_kamar and
s.no_sewa='" & txtnosewa.Text &
'"

Dim mycmd As OleDbCommand
= New OleDbCommand(q, conn)
Dim myread As
OleDbDataReader =
mycmd.ExecuteReader
If myread.Read Then
With myread
If
(Format(tanggal.Value,
"MM/dd/yyyy") >=
CDate(.Item("tgl_keluar"))) Then
MsgBox("Masa
sewa telah expired, silahkan

```



```

memperbarui masa sewa dengan
mengubahnya di form sewa",
MsgBoxStyle.Critical)
        Exit Sub
    End If
    txtnama.Text =
.Item("nama")
    txtalamat.Text =
.Item("alamat")
    txttelp.Text =
.Item("no_telp")
    txtnokamar.Text =
.Item("nomor_kamar")
    txtharga.Text =
.Item("harga")
    txtperiode.Text =
CInt(.Item("periode_bayar"))
        End With
    End If
    Dim tglskg As Integer =
CInt(Format(tanggal.Value, "dd"))
    If (tglskg -
txtperiode.Text) < 0 Then
        txttterlambat.Text =
"0"

        End If
        txttterlambat.Text = tglskg
- txtperiode.Text
        Dim total As Double =
txtharga.Text +
(CInt(txttterlambat.Text) *
CDec(txtdenda.Text))
        txttotal.Text =
total.ToString("##,###,###")
    End Sub
    Private Sub
Frmpopkwitansi_Load(ByVal sender
As System.Object, ByVal e As
System.EventArgs) Handles
 MyBase.Load
        bersih()
        Dim cdenda As Double =
getset("setting", "option",
"denda", "50000")
        txtdenda.Text =
cdenda.ToString("##,###,###")
    End Sub

    Private Sub
ButtonX4_Click(ByVal sender As
System.Object, ByVal e As
System.EventArgs) Handles
 ButtonX4.Click
        Dim q As String = "select
* from kwitansi where
no_kwitansi='" & txtkd.Text & "'"
        bukaKoneksi()
        Dim mycmd As OleDbCommand
= New OleDbCommand(q, conn)
        Dim myread As
OleDbDataReader =
mycmd.ExecuteReader
        Dim stipe As String = ""
        If myread.HasRows Then
            q =
String.Format("update kwitansi set
no_sewa='{0}', tanggal='{1}', denda=
'{2}', total_bayar='{3}', pengelola=
'{4}' where no_kwitansi='{5}'",
txtnosewa.Text,
Format(tanggal.Value,
"MM/dd/yyyy"),
CStr(CDec(txtdenda.Text) *
txttterlambat.Text),
CStr(CDec(txttotal.Text)),
logged_staff_id, txtkd.Text)
            stipe = "update"
        Else
            q =
String.Format("insert into
kwitansi
values('{0}','{1}','{2}','{3}','{4}
','{5}')", txtkd.Text,
txtnosewa.Text,
Format(tanggal.Value,
"MM/dd/yyyy"),
CStr(CDec(txtdenda.Text) *
txttterlambat.Text),
CStr(CDec(txttotal.Text)),
logged_staff_id)
            stipe = "simpan"
        End If
        myread.Close()
        mycmd = New
OleDbCommand(q, conn)
        Try
            mycmd.ExecuteNonQuery()
            If MsgBox("Cetak
Kwitansi ??", vbYesNo +
vbInformation) = vbYes Then
                cetakkwt(txtkd.Text)
            End If
            Application.DoEvents()
            Application.DoEvents()
            Application.DoEvents()
        Try
            Frmkwitansi.tampilkan()
        Catch ex As Exception
        End Try
    End Sub

```

```

        Try
Frmsewa.tampilkan()
        Catch ex As Exception

        End Try
        Me.Close()
        Catch ex As Exception

MsgBox(Err.Description)
        End Try
        End Sub
        Sub getbynokwitansi()
            Dim q As String = "select
* from kwitansi where
no_kwitansi='" & txtkd.Text & "'"
            bukaKoneksi()
            Dim mycmd As OleDbCommand
= New OleDbCommand(q, conn)
            Dim myread As
OleDbDataReader =
mycmd.ExecuteReader
            If myread.Read Then
                tanggal.Value =
myread.Item("tanggal")
                txtnosewa.Text =
myread.Item("no_sewa")
                ambildatasewa()
            End If
            myread.Close()
        End Sub
        Sub cetakkwitansi(ByRef tkd As
String)
            Dim myReport As New
rptkwitansi
            Dim objRun As New
frmlaporan
            myReport.SetParameterValue("pegawai", nama_staff)
            With objRun
                .Show()
                .Focus()
            End With

            objRun.CrystalReportViewer1.Report
Source = myReport


            objRun.CrystalReportViewer1.Select
ionFormula =
"{Command.no_kwitansi}='" & tkd &
"'"

            objRun.CrystalReportViewer1.Zoom(1
00)

            objRun.WindowState =
FormWindowState.Maximized
            objRun.Text = "Kwitansi -
" & txtnama.Text
        End Sub
        Private Sub
ButtonX2_Click(ByVal sender As
System.Object, ByVal e As
System.EventArgs) Handles
ButtonX2.Click
            frmppop.tampilkan("select
s.no_sewa,p.nama as 'nama
penyewa',k.nomor_kamar,s.tgl_sewa
as 'tanggal sewa',s.tgl_msk as
'tanggal masuk',s.tgl_keluar as
'tanggal
keluar',s.lama_sewa,s.total_harga
from sewa s,penyewa p,kamar k
where s.id_penyewa=p.id_penyewa
and s.id_kamar=k.id_kamar order
by s.no_sewa asc")
            frmppop.strcari = "select
s.no_sewa,p.nama as 'nama
penyewa',k.nomor_kamar,s.tgl_sewa
as 'tanggal sewa',s.tgl_msk as
'tanggal masuk',s.tgl_keluar as
'tanggal
keluar',s.lama_sewa,s.total_harga
from sewa s,penyewa p,kamar k
where s.id_penyewa=p.id_penyewa
and s.id_kamar=k.id_kamar where
p.nama like '{key}%' or
k.nomor_kamar like '{key}%' order
by s.no_sewa asc"
            frmppop.ShowDialog()
            If frmppop.w(0) <> "" Then
                txtnosewa.Text =
frmppop.w(0)
                ambildatasewa()
            End If
        End Sub

        Private Sub
ButtonX3_Click(ByVal sender As
System.Object, ByVal e As
System.EventArgs) Handles
ButtonX3.Click
            Me.Close()
        End Sub
    End Class

```



UNIVERSITAS
MERCU BUANA