

**THE EFFECT OF MACROECONOMIC VARIABLES ON
CHINESE STOCK MARKET
(A CASE STUDY OF SHANGHAI STOCK EXCHANGE AND
SHENZHEN STOCK EXCHANGE)**

**UNDERGRADUATE THESIS
Study Program of Accounting**

Name : Ellis Venissa

NIM : 43209010145



**FACULTY OF ECONOMICS
MERCU BUANA UNIVERSITY
JAKARTA
2013**

**THE EFFECT OF MACROECONOMIC VARIABLES ON
CHINESE STOCK MARKET
(A CASE STUDY OF SHANGHAI STOCK EXCHANGE AND
SHENZHEN STOCK EXCHANGE)**

UNDERGRADUATE THESIS

**As partial fulfillment for the degree of
BACHELOR OF ECONOMIC
Study Program of Accounting – Bachelor’s Degree**

Name : Ellis Venissa

NIM : 43209010145



**FACULTY OF ECONOMICS
MERCU BUANA UNIVERSITY
JAKARTA
2013**

INTELLECTUAL PROPERTY STATEMENT FORM

I,

Name : Ellis Venissa
NIM : 43209010145
Study program : Accounting

Certify that my thesis is my own original work and no portion of my thesis has been copyrighted previously unless properly referenced. If there is a breach of items above, I will take full responsibility for any legal action that might be caused.

UNIVERSITAS
MERCU BUANA

Jakarta, 23 Maret 2013



(Ellis Venissa)
NIM : 43209010145

APPROVAL FORM

Name : Ellis Venissa
Study Program : Accounting – Bachelor's Degree
NIM : 43209010145
Thesis Title : The Effect of Macroeconomic Variables on Chinese Stock
Market
Date of exam :

Approve by,
Advisor,



all y/s dany
29/1/2013

Nurul Hidayah, SE, AK., M.Si

Date :




Dean of the Faculty of Economics
And Business



Dr. WiwikUtami, SE, AK, CA

Date : 20/9 2013

Head of Department of
Accounting



Dr. Harjovinsah, SE, AK, MSi

Date : 27/9 2013

LEGITIMATION SHEET

Thesis Title

**THE EFFECT OF MACROECONOMIC VARIABLES ON
CHINESE STOCK MARKET**

**(A CASE STUDY OF SHANGHAI STOCK EXCHANGE AND
SHENZHEN STOCK EXCHANGE)**

prepared and compiled by:

Ellis Venissa

NIM: 43209010145

Has been approved by the Board of Examiners on the date September 20, 2013


The Board of Examiners

Main Examiner/Advisor




Nurul Hidayah, SE., AK., M.Si.

Examiners



Muti'ah, SE., M.Si

Examiners



Sri Rahayu, SE., M.Ak

ACKNOWLEDGEMENT

First and foremost, praises and thanks to the God, the Almighty, for His showers of blessings throughout my work to complete the thesis successfully.

I would like to express my deep and sincere gratitude to my advisor in Bohai University, Mr. Su Ming Zheng, and advisor in Mercu Buana University, Nurul Hidayah, SE., AK., M.Si, for giving me the opportunity to do the study and providing invaluable guidance throughout this study. It was a great privilege and honor to work and study under their guidance. I am extremely grateful for what they have offered me. My sincerest gratitude also extends to:

1. Dr. Petrina Faustine, SE., MM., M.Sc who has give me an opportunity to have study in Bohai University, Jinzhou, Liaoning, China as an exchange student.
2. Dr. WiwikUtami, SE, AK,CA as a dean of faculty of economics of Mercu Buana University
3. Dr. Harnovinsah, SE, AK,MSi as a head of accounting study program of Mercu Buana University
4. All the lecturers who have given me a lot of valuable things during my study in Mercu Buana University and Bohai University.
5. All my fellow friends who assist me so much that I can accomplish this thesis.

I hope that this thesis can be useful for all of us.

Ellis Venissa

TABLE OF CONTENTS

Legitimation sheet	i
Acknowledgment	ii
Abstract	iii
Table of contents	iv
List of figure	vii
List of table	vii
I. INTRODUCTION	1
1.1. Background	1
1.2. Problem Discussion	4
1.3. Aim of the study	5
1.4. Writing Structure	5
II. REVIEW OF LITERATURE	7
2.1. Development of Theory	7
2.1.1. Capital Market	7
2.1.2. Shanghai Stock Exchange	8
2.1.3. Shenzhen Stock Exchange	10
2.1.4. Stock Market Index	13

2.1.5. Explanatory of macroeconomic variables which are thought to affect the Stock Price Index.....	16
1. Gross Domestic Product	16
2. Consumer Price Index	18
3. Real Effective Exchange Rate of RMB.....	19
4. Money Supply	21
5. Deposit Interest Rates	22
2.2. Review of empirical studies	24
2.3. Theoretical Framework	25
III. RESEARCH METHODOLOGY	28
3.1. Data and Variables Description.....	28
3.2. Source of Data	29
3.3. Hypotheses	29
3.4. Economic Model	30
3.4.1. Classical Assumption Test.....	31
1. Multicollinearity Testing.....	32
2. Autocorrelation Testing.....	32
3.4.2. Hypothesis Testing	33
1. Analysis of the Coefficient of Determination (R^2).....	33
2. T-Test	34
3. F-Test.....	34

IV. RESULT AND DISCUSSION	36
4.1. Shanghai Stock Exchange	37
4.1.1. Classic Assumption Test.....	37
1. Multicollinearity Testing.....	37
2. Autocorrelation Testing.....	38
4.1.2. Hypothesis Testing and Discussion	39
1. Coefficient Determination	39
2. Regression Equation Model	40
4.2. Shenzhen Stock Exchange	42
4.2.1. Classic Assumption Test.....	42
1. Multicollinearity Testing.....	43
2. Autocorrelation Testing.....	43
4.2.2. Hypothesis Testing and Discussion	44
1. Coefficient Determination	44
2. Regression Equation Model	45
V. CONCLUSSION	48
5.1. Conclusion and Suggestion.....	48
5.1.1. Shanghai Stock Exchange.....	49
5.1.2. Shenzhen Stock Exchange	50
5.2. Limitation of the Study	52
5.3. For Future Researcher	42

LIST OF REFERENCES	53
APPENDICES	56

List of Figure

Figure 2.1 Growth of SSE	9
Figure 2.2 Growth of SZSE	12
Figure 2.3 GDP development trends of China	17
Figure 2.4 Consumer Price Index of China	19
Figure 2.5 Real Effective Exchange Rate of RMB	20
Figure 2.6 China Money Supply M2	22
Figure 2.7 Chine Deposit Interest Rates	23
Figure 2.8 Theoretical Framework.....	27



Table 4.1 Descriptive statistics of study variables (SSE)	35
Table 4.2 Pearson coefficient of correlation matrix (SSE).....	36
Table 4.3 Coefficient determination test result (SSE)	37
Table 4.4 Coefficient determination test result using Cochrane-Orcutt procedure (SSE).....	38
Table 4.5 F-Test Result (SSE)	40
Table 4.6 Regression analysis result (SSE)	40

Table 4.7 Pearson Coefficient of Correlation Matrix (SZSE)	43
Table 4.8 Coefficient determination test result(SZSE).....	43
Table 4.9 Coefficient determination test result using Cochrane-Orcutt procedure (SZSE)	44
Table 4.10 F-Test Result (SZSE).....	45
Table 4.11 Regression analysis result (SZSE)	45





UNIVERSITAS
MERCU BUANA