Herlianto, D. 2006. "Evaluasi Kinerja Portofolio Sekuritas". *Jurnal Karisma* (Kajian dan Riset Manajemen).

_____. 2007. "Analisis Penentuan Portofolio Optimal dengan Model Indeks Tunggal di BEJ". *Jurnal Keuangan dan Perbankan*, Vol.XI, No.3, hal 448-460.

_____. 2011. "Keputusan Preferensi Investasi Aset Riil dan Aset Finansial dengan Model Minimax Regret". *Jurnal Keuangan dan Perbankan,* Vol.15, No.1, hal 96-104.

Huntua, Novranto. 2016. *5 Aturan Investasi di Tengah Kondisi Ekonomi yang Tidak Pasti.* http://hitsss.com/5-aturan-investasi-di-tengah-kondisi-ekonomi-yang-tidak-pasti/ diakses pada 4 Januari 2015.

Husnan, Suad. 2009. *Dasar – dasar Teori Portofolio dan Analisis sekuritas.* Edisi 4. UPP STIM YKPN. Yogyakarta.

Hutasoit, Jonathan Christiano. 2012. "Preferensi Investor di Indonesia Terhadap Instrumen Investasi Berdasarkan Faktor Demografik dan Profil Risiko". *Tesis.* Program Studi Magister Manajemen, Program Pascasarjana. Universitas Gajah Mada. Yogyakarta.

Hirshleifer, Jack dan Amihai Glazer. 1992. "Price Theory and Application". *Fifth Edition Prentice Hall.* USA.

Hoderlein, Stefan dan Jorg Stoye. 2014. "Relevaled Preferences a Heterogeneous Population". *Journal of ekonomics an statistics,* Vol. 139, hal 197 – 213.

Isya, Hanum. 2008. *Perkembangan Pasar Modal Indonesia.* FE-UI. Jakarta.

Jakarta Stock Exchange. 2005. *Investasi di Pasar Modal.* PT BEJ. Jakarta.

Jogiyanto, Hartono. 2004. *Teori Portofolio dan Analisis Investasi.* Edisi Ketujuh. BFFE. Yogyakarta.

_____.2004. Metodologi Penelitian Bisnis: *Salah Kaprah dan Pengalaman-Pengalaman Keuangan.* Buku 2. Edisi 11. Salemba Empat. Jakarta.

_____.2010. *Analisis dan Desain Sistem Informasi.* Edisi IV. Andi Offset. Yogyakarta.

Kasim, A. 1994. *Teori Pengambilan Keputusan.* LPFE UI. Jakarta.

UNIVERSITAS MERCU BUANA

http://digilib.mercubuana.ac.id/

Kusnan, M. Djawahir. 2005. "Kejarlah Terus Nilai Tambah Perusahaan". *SWA*, No.21, hal 13-23.

Kusumawati. 2011. "Pengaruh Motivasi Terhadap Minat Berinvestasi di Pasar Modal dengan Pemahaman Investasi dan Usia Sebagai Variabel Moderat". *Jurnal Ekonomi dan Informasi Akuntansi*, Vol.1, No.2, hal 103 – 117.

Kinerson, Chris dan Bailey Jeffrey J. 2005. "Regret Avoidance and Risk Tolerance". *Financial Planning and Planning*. Vol. 16, No.1, hal 23-28.

Laundry, Terry. 2003. *Theory Invesment Perspective*. Safehaven. www.TTeory.com diakses pada 17 agustus 2016.

Lee, Bruno. 2011. *Investasi pada Instrumen Saham Tetap Potensial : HSBC Fund Manager Survei kuartal ketiga 2011*. http://bisniskeuangan.kompas.com/read/2011/09/07/20322722/Investasi.pada.Instrumen.Saham.Tetap.Potensial diakses pada 4 Januari 2015.

L, Renou dan K H Schlag. 2010. "Minimax Regret and Strategic Uncertainty". *Journal of Economic Theory*, Vol.145, No.1, hal 264 – 286.

Lukas, Setia Atmaja. 2008. *Teori dan Praktik Manajemen Keuangan*. Andi. Yogyakarta.

Manurung, A H. 2009. Berinvestasi dan Perlindungan Investor di Pasar Modal. *Pidato Pengukuhan Guru Besar dalam Bidang Ilmu Pasar Modal, Investasi, Keuangan dan Perbankan*, ABFI Institute Perbanas, Jakarta.

_____.2010. *Transaksi Obligasi dengan Diagram Tree*. www.finansialbisnis.com /riset.htm.

_____ dan Silitonga, D. 2010. *Pembiayaan Melalui Obligasi Tahun 2010*. www.finansialbisnis.com/ riset.htm.

Manski, C F. 2007. "Minimax Regret Treatment Choice with Missing Outcome Data". *Journal of Econometrics*, Vol. 139, hal 105 – 115.

Martono dan D. Agus Harjito. 2005. *Manajemen Keuangan*. Ekonisia. Yogyakarta.

Noviyanti, Sri. 2015. *Properti Masih Investasi Favorit*. http://properti.kompas.com/read/2015/10/05/072300021/Properti.Masih.Investasi.Favorit diakses pada 4 Januari 2015.

Patrick C., J Rivas., dan K H Schlag. 2006. "Minimax Regret in Practice – Four Excamples on Treatment Choice". *European University Institute*. Elsevier Science Ltd. Hal 1-27.

http://digilib.mercubuana.ac.id/

Reilly, F.K dan Keith C Brown. 2003. *Investment Analysis and Portfolio Management*. 7th edition. Hal. 5. Thomson South-Western Inc. US.

Rudyanto, David. 2014. "Preferensi Pemilihan Jenis Investasi Profesional Muda di Surabaya". *Fiesta,* Vol.2, no.1, hal 103 – 108.

Sadikin, Ferry Imanudin. 2010. "Identifikasi Faktor – faktor yang mempengaruhi Inflasi Sebelum dan Sesudah Krisis Moneter 1997 : Suatu Pendekatan VAR". *Tesis.* Program Magister Perencanaan dan Kebijakan Publik, Program Pascasarjana. Universitas Indonesia. Jakarta.

Sadler, Evan. 2014. "Minimax and the Value of Information". *Stern School of Business.* New York University. Stensilan.

Santoso, umar. 2016. *Teori Keputusan. Empat situasi pada saat keputusan dibuat/diambil Kepastian (certainty): informasi untuk pengambilan keputusan tersedia dan valid. Risiko*. Slideplayer. http://slideplayer.info/slide/3285975/ diakses pada 28 Agustus 2016.

Saragih, F D dan Manurung A H. 2003. "Tingkat Pengembalian Investasi: Saham, Deposito, US Dollar, Properti, Pasar Uang dan Inflasi". *Jurnal Bisnis dan Birokrasi,* Vol.IX, No,1, hal 10–16.

Sasongko, Noer dan Nila Wulandari. 2006. "Pengaruh Economic Value Added dan Rasio - rasio Profitabilitas terhadap Harga Saham". *Empirika,* Vol.19, No.1, hal. 64 -80.

Savage, L.J. 1951. "The Theory of Statistical Decisions". *Journal of the American Statistical Association,* Vol.46, hal 55-67.

_____. 1954. *The Foundations of Statistics.* John Wiley. USA.

SBM, Nugroho. 2003. "Menyibak Wajah Otonomi Daerah". *Lembaga Studi Kebijakan Ekonomi (LSKE)*. Undip. MM. Semarang.

Schlag, K H. 2003. "On the Value of Randomizing and Limiting Memory in Repeated Decision-Making Under Minimax Regret". *Journal of Economic European University Institute,* Vol, 23, hal 122-152.

_____. 2006. "Minimax Regret with Redudanced variance – The Correlated Binominal Average Rule – a Tecnical". *Journal of Economic,* Vol,45, hal 135-205.

_____. 2006b. "Eleven - Tests needed for a Recommendation". European University Institute. *Working Paper ECO,* 2006-2, January 17.

UNIVERSITAS MERCU BUANA

http://digilib.mercubuana.ac.id/

_____ dan A Zapechelnyuk. 2009. "Decision Making in Uncertainty and Changing Environments". *Journal of Economic, Vol.21, No,1, hal 123-185.*

Setiawan, Parta. 2016. *10 Pengertian Dan Definisi Investasi Menurut Ahli Ekonomi*. http://www.gurupendidikan.com diakses pada 15 Agustus 2016.

Sihombing P Hermanto S., Adler HM., dan Perdana WS. 2014. "Determinants Of The Indonesia Government Yield Curve". *International Journal of Information Technology and Business Management,* Vol.25, No,1, hal 22-37.

Silitonga, N dan Manurung A H. 2009. *Tingkat Pengembalian Berbagai Instrumen Investasi.* www.finansialbisnis.com/riset.htm.

Simamora, Henry. 2000. *Akuntansi Basis Pengambilan Keputusan Bisnis*. Salemba Empat. Jakarta.

Simatupang, Mangasa. 2010. *Pengetahuan Praktis Investasi Saham Dan Reksa Dana.* Mitra Wacana Media. Jakarta.

Slovic, Paul. 2007. "If I look at the mass I will never act : Psychic numbing and genocide". *Judgment and Decision Making*, Vol.2, hal 79-95. Available at www.decisionresearch.org diakses pada 5 Desember 2015.

Suad, Husnan dan Enny Pudjiastuti. 2004. *Dasar-dasar Teori Portofolio dan Analisis Sekuritas*. Unit Penerbit dan Percetakan Akademi Manajemen Perusahaan YKPN. Yogyakarta.

Sugiyono. 2007. *Metode Penelitian Bisnis*. CV. Alfabeta. Bandung.

Sukirno, Sadono. 2000. *Pengantar Teori Mikro Ekonomi.* PT. Rajawali Grafindo Persada. Jakarta.

Sunariyah. 2004. *Pengantar Pengetahuan Pasar Modal.* Edisi Keempat. UMP AMP YKPN. Yogyakarta.

Stoye, Jorg. 2012. "Minimax Regret threatment Choice with Covariates or with Limited Validity of Experiments". *Journal of Econometrics*, Vol. 166, hal 138 – 156.

_____. 2011. "Axioms for Minimax Regret Choice Correspondences". *Journal of Economic Theory,* Vol.146, No,6, hal 2226 – 2251.

UNIVERSITAS MERCU BUANA

http://digilib.mercubuana.ac.id/

Tandelilin, Eduardus. 2010. *Portofolio dan Investasi Teori dan Aplikasi.* Edisi 1. Kanisius. Yogyakarta.

_____. 2001. *Analisis Investasi dan Manajemen Portofolio.* Edisi 1. BPFE UGM. Yogyakarta.

Tim Peneliti BEJ dan Unpad. 2006. *Peranan Pasar Modal terhadap Perekonomian Indonesia.* Bandung.

Tjoajadi, Michael. 2014. *Tren Investasi 2014 Cenderung ke Saham.* http://www.republika.co.id/berita/ekonomi/makro/14/03/06/n20m0y-tren-investasi-2014-cenderung-ke-saham diakses pada 4 Januari 2015.

Todaro, Michael P. 2003. *Pembangunan Ekonomi di Dunia Ketiga.* Alih Bahasa : Aminuddin dan Mursid. Ghalia Indonesia. Jakarta.

Wardininingsih, S. Sri. 2012. "Analisis Resiko dalam Keputusan Investasi". *Journal Ekonomi dan Kewirausahaan,* Vol.12, No,1, hal 94 – 104.

Warsono. *Kontribusi Pasar Modal Terhadap perekonomian Indonesia.* Usahawan No. 04 TH XXXVII 2008.

Website Bank Indonesia www.**bi**.go.id

Website Bloomberg www.bloomberg.com

Website BPS (Badan Pusat Statistik) www.**bps**.go.id

Website Emas gold Kitco Metals Inc. www.**kitco**.com

Website Harga Emas Internasional www.**odnv**.co.id

Website IBPA (Indonesia Bond Pricing Agency) www.ibpa.com

Website KBBI Kamus Besar Bahasa Indonesia http://kbbi.co.id

Website PT. Antam Tbk www.**antamgold**.com

Website REI (Real Etate Indonesia) www.**rei**.or.id

Website Stock Bonds www.indonesia-investment.com

Website Yahoo IHSG www.**finance.yahoo**.com

Website www.ercolaw.com

UNIVERSITAS MERCU BUANA

http://digilib.mercubuana.ac.id/

http://www.bi.go.id/id/moneter/inflasi/data/Default.aspx https://www.bps.go.id/linkTabelStatis/view/id/907

No	Bulan Tahun	Tingkat Inflasi
1	Januari 2003	8.68%
2	Februari 2003	7.60%
3	Maret 2003	7.17%
4	Apr-03	7.62%
5	Mei 2003	7.15%
6	Juni 2003	6.98%
7	Juli 2003	6.27%
8	Agustus 2003	6.51%
9	Sep-03	6.33%
10	Oktober 2003	6.48%
11	Nopember 2003	5.53%
12	Desember 2003	5.16%
13	Januari 2004	4.82%
14	Februari 2004	4.60%
15	Maret 2004	5.11%
16	Apr-04	5.92%
17	Mei 2004	6.47%
18	Juni 2004	6.83%
19	Juli 2004	7.20%
20	Agustus 2004	6.67%
21	Sep-04	6.27%
22	Oktober 2004	6.22%
23	Nopember 2004	6.18%
24	Desember 2004	6.40%
25	Januari 2005	7.32%
26	Februari 2005	7.15%
27	Maret 2005	8.81%
28	Apr-05	8.12%

Indeks Harga Konsumen dan Inflasi Bulanan Indonesia,

2005, 2006, 2007, Jan-Mei 2008 (2002=100), Juni 2008 - Desember 2013 (2007 = 100), Januari 2014 - September 2016

Bulan	2015		2016	
	IHK	Inflasi	IHK	Inflasi
Januari	118,71	-0,24	123,62	0,51
Februari	118,28	-0,36	123,51	-0,09
Maret	118,48	0,17	123,75	0,19
April	118,91	0,36	123,19	-0,45
Mei	119,50	0,50	123,48	0,24
Juni	120,14	0,54	124,29	0,66
Juli	121,26	0,93	125,15	0,69
Agustus	121,73	0,39	125,13	-0,02
September	121,67	-0,05	125,41	0,22
Oktober	121,57	-0,08		
November	121,82	0,21		
Desember	122,99	0,96		
Tingkat Inflasi		**3,35**		**1,97**

Bulan	2010		2011		2012		2013		2014[2)]	
	IHK	Inflasi	IHK	Inflasi	IHK	Inflasi	IHK	Inflasi	IHK	Inflasi
Januari	118,01	0,84	126,29	0,89	130,9	0,76	136,88	1,03	110,99[2)]	1,07
Februari	118,36	0,3	126,46	0,13	130,96	0,05	137,91	0,75	111,28	0,26
Maret	118,19	-0,14	126,05	-0,32	131,05	0,07	138,78	0,63	111,37	0,08
April	118,37	0,15	125,66	-0,31	131,32	0,21	138,64	-0,1	111,35	-0,02
Mei	118,71	0,29	125,81	0,12	131,41	0,07	138,6	-0,03	111,53	0,16
Juni	119,86	0,97	126,5	0,55	132,23	0,62	140,03	1,03	112,01	0,43
Juli	121,74	1,57	127,35	0,67	133,16	0,7	144,63	3,29	113,05	0,93
Agustus	122,67	0,76	128,54	0,93	134,43	0,95	146,25	1,12	113,58	0,47

http://digilib.mercubuana.ac.id/

29	Mei 2005	7.40%
30	Juni 2005	7.42%
31	Juli 2005	7.84%
32	Agustus 2005	8.33%
33	Sep-05	9.06%
34	Oktober 2005	17.89%
35	Nopember 2005	18.38%
36	Desember 2005	17.11%
37	Januari 2006	17.03%
38	Februari 2006	17.92%
39	Maret 2006	15.74%
40	Apr-06	15.40%
41	Mei 2006	15.60%
42	Juni 2006	15.53%
43	Juli 2006	15.15%
44	Agustus 2006	14.90%
45	Sep-06	14.55%
46	Oktober 2006	6.29%
47	Nopember 2006	5.27%
48	Desember 2006	6.60%
49	Januari 2007	6.26%
50	Februari 2007	6.30%
51	Maret 2007	6.52%
52	Apr-07	6.29%
53	Mei 2007	6.01%
54	Juni 2007	5.77%
55	Juli 2007	6.06%
56	Agustus 2007	6.51%
57	Sep-07	6.95%
58	Oktober 2007	6.88%
59	Nopember 2007	6.71%
60	Desember 2007	6.59%
61	Januari 2008	7.36%

September	123,21	0,44	128,89	0,27	134,45	0,01	145,74	-0,35	113,89	0,27
Oktober	123,29	0,06	128,74	-0,12	134,67	0,16	145,87	0,09	114,42	0,47
November	124,03	0,6	129,18	0,34	134,76	0,07	146,04	0,12	116,14	1,5
Desember	125,17	0,92	129,91	0,57	135,49	0,54	146,84	0,55	119	2,46
Tingkat Inflasi	[redacted]	**6,96**	[redacted]	**3,79**	[redacted]	**4,3**	[redacted]	**8,38**	[redacted]	**8,36**

Bulan	2005		2006		2007		2008		2009	
	IHK	Inflasi	IHK	Inflasi	IHK	Inflasi	IHK	Inflasi	IHK	Inflasi
Januari	118,53	1,43	138,72	1,36	147,41	1,04	158,26	1,77	113,78	-0,07
Februari	118,33	-0,17	139,53	0,58	148,32	0,62	159,29	0,65	114,02	0,21
Maret	120,59	1,91	139,57	0,03	148,67	0,24	160,81	0,95	114,27	0,22
April	121,00	0,34	139,64	0,05	148,43	-0,16	161,73	0,57	113,92	-0,31
Mei	121,25	0,21	140,16	0,37	148,58	0,1	164,01	1,41	113,97	0,04
Juni	121,86	0,5	140,79	0,45	148,92	0,23	110,08*)	2,46*)	114,1	0,11
Juli	122,81	0,78	141,42	0,45	149,99	0,72	111,59	1,37	114,61	0,45
Agustus	123,48	0,55	141,88	0,33	151,11	0,75	112,16	0,51	115,25	0,56
September	124,33	0,69	142,42	0,38	152,32	0,8	113,25	0,97	116,46	1,05
Oktober	135,15	8,7	143,65	0,86	153,53	0,79	113,76	0,45	116,68	0,19
November	136,92	1,31	144,14	0,34	153,81	0,18	113,9	0,12	116,65	-0,03
Desember	136,86	-0,04	145,89	1,21	155,5	1,1	113,86	-0,04	117,03	0,33
Tingkat Inflasi	[redacted]	**17,11**	[redacted]	**6,6**	[redacted]	**6,59**	[redacted]	**11,06**	[redacted]	**2,78**

**) Sejak Juni 2008, IHK didasarkan pada pola konsumsi pada survei biaya hidup di 66 kota tahun 2007 (2007=100)*

2) Sejak Januari 2014, IHK didasarkan pada pola konsumsi pada survei biaya hidup di 82 kota tahun 2012 (2012=100)

http://digilib.mercubuana.ac.id/

UNIVERSITAS MERCU BUANA

62	Februari 2008	7.40%
63	Maret 2008	8.17%
64	Apr-08	8.96%
65	Mei 2008	10.38%
66	Juni 2008	11.03%
67	Juli 2008	11.90%
68	Agustus 2008	11.85%
69	Sep-08	12.14%
70	Oktober 2008	11.77%
71	Nopember 2008	11.68%
72	Desember 2008	11.06%
73	Januari 2009	9.17%
74	Februari 2009	8.60%
75	Maret 2009	7.92%
76	Apr-09	7.31%
77	Mei 2009	6.04%
78	Juni 2009	3.65%
79	Juli 2009	2.71%
80	Agustus 2009	2.75%
81	Sep-09	2.83%
82	Oktober 2009	2.57%
83	Nopember 2009	2.41%
84	Desember 2009	2.78%
85	Januari 2010	3.72%
86	Februari 2010	3.81%
87	Maret 2010	3.43%
88	Apr-10	3.91%
89	Mei 2010	4.16%
90	Juni 2010	5.05%
91	Juli 2010	6.22%
92	Agustus 2010	6.44%
93	Sep-10	5.80%
94	Oktober 2010	5.67%
95	Nopember 2010	6.33%

http://digilib.mercubuana.ac.id/

MERCU BUANA UNIVERSITAS

96	Desember 2010	6.96%
97	Januari 2011	7.02%
98	Februari 2011	6.84%
99	Maret 2011	6.65%
100	Apr-11	6.16%
101	Mei 2011	5.98%
102	Juni 2011	5.54%
103	Juli 2011	4.61%
104	Agustus 2011	4.79%
105	Sep-11	4.61%
106	Oktober 2011	4.42%
107	Nopember 2011	4.15%
108	Desember 2011	3.79%
109	Januari 2012	3.65%
110	Februari 2012	3.56%
111	Maret 2012	3.97%
112	Apr-12	4.50%
113	Mei 2012	4.45%
114	Juni 2012	4.53%
115	Juli 2012	4.56%
116	Agustus 2012	4.58%
117	Sep-12	4.31%
118	Oktober 2012	4.61%
119	Nopember 2012	4.32%
120	Desember 2012	4.30%
121	Januari 2013	4.57%
122	Februari 2013	5.31%
123	Maret 2013	5.90%
124	Apr-13	5.57%
125	Mei 2013	5.47%
126	Juni 2013	5.90%
127	Juli 2013	8.61%
128	Agustus 2013	8.79%
129	Sep-13	8.40%

http://digilib.mercubuana.ac.id/

MERCU BUANA UNIVERSITAS

130	Oktober 2013	8.32%
131	Nopember 2013	8.37%
132	Desember 2013	8.38%
133	Januari 2014	8.22%
134	Februari 2014	7.75%
135	Maret 2014	7.32%
136	Apr-14	7.25%
137	Mei 2014	7.32%
138	Juni 2014	6.70%
139	Juli 2014	4.53%
140	Agustus 2014	3.99%
141	Sep-14	4.53%
142	Oktober 2014	4.83%
143	Nopember 2014	6.23%
144	Desember 2014	8.36%
145	Januari 2015	6.96%
146	Februari 2015	6.29%
147	Maret 2015	6.38%
148	Apr-15	6.79%
149	Mei 2015	7.15%
150	Juni 2015	7.26%
151	Juli 2015	7.26%
152	Agustus 2015	7.18%
153	Sep-15	6.83%
154	Oktober 2015	6.25%
155	Nopember 2015	4.89%
156	Desember 2015	3.35%

http://digilib.mercubuana.ac.id/

MERCU BUANA UNIVERSITAS

cumulative average gold price

year	gold price
1997	331.02
1998	294.24
1999	278.98
2000	279.11
2001	271.04
2002	309.73
2003	363.38
2004	409.72
2005	444.74
2006	603.46
2007	696.39
2008	871.96
2009	972.35
2010	1224.53
2011	1571.52
2012	1668.98
2013	1441.23
2014	1266.40
2015	1160.06

	Jan	Peb	Mar	Apr	Mei	jun	jul	Aug	Sep	Okt	Nop	Dec
1997	354.11	346.58	351.81	344.47	343.97	340.76	324.1	324.01	322.82	324.87	306.04	288.74
1998	289.15	297.49	295.94	308.29	299.1	292.32	292.87	284.11	288.98	296.22	294.77	291.62
1999	287.07	287.22	285.96	282.62	276.88	261.37	256.08	256.7	266.6	310.72	293.18	283.34
2000	284.32	299.94	286.39	279.86	275.31	285.73	281.55	274.47	273.68	270	266.01	271.45
2001	265.49	261.86	263.03	260.48	272.35	270.23	267.53	272.39	283.42	283.06	276.16	275.85
2002	281.65	295.5	294.05	302.68	314.49	321.18	313.29	310.25	319.16	316.56	319.15	332.43
2003	356.86	358.97	340.55	328.18	355.68	356.53	351.02	359.77	378.95	378.92	389.91	407.59
2004	413.99	405.33	406.67	403.02	383.45	391.99	398.09	400.48	405.27	420.46.	439.39	441.76
2005	424.15	423.35	434.24	428.93	421.87	430.66	424.48	437.93	456.04	469.9	476.67	509.76
2006	549.86	555	557.09	610.65	676.51	596.15	633.77	632.59	598.19	585.78	627.83	629.79
2007	631.17	664.75	654.9	679.37	666.86	655.49	665.3	665.41	712.65	754.6	806.25	803.2
2008	889.6	922.3	968.43	909.7	888.66	889.49	939.77	839.02	829.93	806.62	760.86	816.09
2009	858.69	943.16	924.27	890.2	928.64	945.67	934.23	949.38	996.59	1043.16	1127.04	1134.72
2010	1117.96	1095.41	1113.34	1148.69	1205.43	1232.92	1192.97	1215.81	1271.1	1342.02	1369.89	1390.55
2011	1356.4	1372.72	1424.01	1473.81	1510.44	1528.66	1572.81	1755.81	1771.88	1665.21	1738.98	1652.31
2012	1656.12	1742.62	1673.77	1650.07	1585.5	1596.7	1593.91	1626.03	1744.45	1747.01	1721.14	1688.53
2013	1670.95	1627.59	1592.86	1485.08	1413.5	1342.36	1286.72	1347.1	1348.8	1316.18	1275.82	1225.4
2014	1244.8	1300.97	1336.08	1299	1287.53	1279.1	1310.97	1296.99	1238.82	1222.49	1176.3	1202.29
2015	1251.85	1227.19	1178.63	1197.91	1199.05	1181.5	1130.04	1117.47	1124.53	1159.25	1085.7	1068.25

http://digilib.mercubuana.ac.id/

http://www.kitco.com/charts/historicalgold.html



GOLD 1997 - London PM Fix - US Dollars kitco.com

	Jan	Feb	Mar	Apr	May	Jun	Jul	Aug	Sep	Oct	Nov	Dec
1				350.00	339.25		333.70	324.10	324.50	337.15		294.35
2				351.05	339.65	343.90	332.15		322.40	333.35		295.10
3		344.30	362.15	348.75		343.55	332.55		321.70	331.70	313.80	293.00
4		345.70	359.40	347.40		341.75	324.45	323.55	321.70		315.35	289.35
5		343.40	354.50			340.80		321.10	321.25		313.50	287.40
6	358.50	342.80	353.10		342.45	344.00		319.35		332.50	312.05	
7	359.00	339.75	350.30	349.00	341.10		318.00	321.00		331.95	308.70	
8	356.60			349.10	343.75		320.80	323.70	321.50	332.60		287.50
9	356.50			347.80	345.85	344.25	317.30		321.70	333.40		283.25
10	358.25	340.40	350.25	347.60		343.75	319.80		320.80	328.90	310.75	286.30
		339.40	351.95	347.95		343.80	319.50	327.70	321.65		312.65	284.80
		337.70	351.40		348.20	342.20		326.15	323.35		308.15	283.00
13	359.60	342.65	352.90		348.90	341.40		326.20		328.20	308.15	
14	357.40	342.40	352.80	346.75	349.10		321.70	326.15		327.75	301.75	
15	355.00			343.00	346.40		319.75	324.65	322.30	326.50		283.60
16	353.05			339.90	344.50	341.50	319.50		321.00	327.35		285.50
17	355.75	344.10	351.40	340.40		342.15	319.40		320.45	324.30	303.75	287.85
		345.00	346.30	342.10		341.60	324.20	322.60	320.85		304.10	290.00
		346.25	349.10			340.20		323.45	322.05		305.95	288.90
20	353.10	345.00	352.00		343.00	338.20		322.05		323.90	302.70	
21	354.70	353.30	352.80	342.25	342.00		325.20	323.00		323.30	303.90	
22	351.20			341.60	342.75		328.25	324.00	320.85	322.45		290.45
23	348.00			341.00	342.55	338.00	324.90		320.90	324.30		292.50
24	352.40	353.05	350.20	340.90		338.35	321.95		322.70	316.65	305.00	
		353.10	349.60	342.25		338.45	324.10		324.60		300.70	
		354.75	346.05			336.95		325.50	326.65		297.00	
27	353.60	360.00	348.15		343.65	336.55		324.75		311.80	296.00	
28	353.70	358.60		340.20	342.80		325.75	325.85		312.35	296.80	
29	351.10			339.25	343.90		326.55	325.35	327.10	313.50		293.05
30	349.25			340.15	345.60	334.55	327.55		332.10	316.75		290.20
31	345.50						326.35			311.40		
Avg	354.11	346.58	351.81	344.47	343.97	340.76	324.10	324.01	322.82	324.87	306.04	288.74
High	359.60	360.00	362.15	351.05	349.10	344.25	333.70	327.70	332.10	337.15	315.35	295.10
Low	345.50	337.70	346.05	339.25	339.25	334.55	317.30	319.35	320.45	311.40	296.00	283.00
Cumulative Avg			331.02									

MERCU BUANA

http://digilib.mercubuana.ac.id/

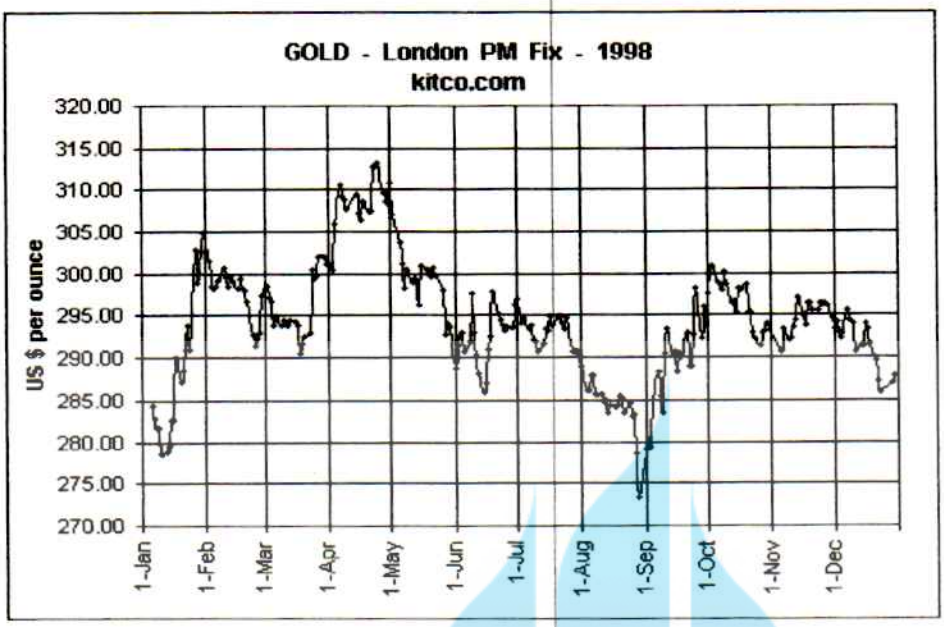

GOLD 1998 - London PM Fix - US Dollars kitco.com

	Jan	Feb	Mar	Apr	May	Jun	Jul	Aug	Sep	Oct	Nov	Dec
1				301.00	306.90	288.75	296.80		279.00	297.60		293.30
2		301.50	298.35	300.30		291.45	294.05		280.15	300.80		294.15
3		298.35	297.00	306.00		292.40	294.60	286.15	279.15			292.85
4		298.15	296.75			292.80		286.10	285.00			292.30
5	284.40	298.50	293.70		303.80	290.70		287.90		298.75	290.60	
6	282.80	299.10	294.90	310.60	301.00		293.25	287.80			293.30	
7	281.60			309.20	298.10		293.75	285.70	288.25	298.00		295.55
8	281.65			308.80	300.40	291.70	292.00		285.40	300.25		294.40
9	278.70	300.60	293.85	307.65		297.60	291.80		283.45	298.70	292.05	294.20
		299.50	294.40			293.00	290.60	285.60	290.50		292.25	293.95
		298.45	294.10		298.90	290.30		284.80	293.35		293.50	290.80
12	278.90	299.45	293.85		299.35	288.15		285.05		296.45	294.45	
13	279.50	299.15	294.55		299.10		291.50	283.40		296.55	297.10	
14	282.50			309.50	296.15		293.35	284.40	290.20	295.30		291.40
15	282.50			307.20	300.90	285.85	293.15		290.65	298.15		291.40
16	290.00	298.20	294.20	306.30		287.00	294.95		288.25	297.95	294.85	294.10
		299.30	293.80	308.45		290.90	293.80	284.15	290.50		293.80	293.30
		298.15	290.40		300.30	292.45		284.25	290.10		296.50	291.60
19	287.25	298.00	291.50		299.70	297.75		285.50		298.55	296.35	
20	288.40	296.70	292.40	307.45	299.60		294.85	285.30		295.40	295.60	
21	291.00			307.50	300.60		294.90	283.50	292.95	295.25		289.65
22	293.80			312.60	299.80	295.15	293.95		288.90	292.90		287.25
23	291.00	292.70	293.00	312.75		294.45	293.30		288.90	292.25	295.50	285.80
		291.40	300.30	313.15		293.85	294.60	284.50	292.70		296.45	
		292.25	299.25			293.15		283.05	298.10		296.30	
26	302.75	293.00	299.60		297.95	293.65		283.15		291.45	296.40	
27	298.90	297.40	301.95	309.65	292.75		290.65	278.50		293.00	296.15	
28	300.00			308.45	294.00		290.60	273.40	292.25	293.15		
29	302.50			308.25	293.60	293.65	290.75		296.00	294.00		286.95
30	304.85		301.85	310.70		296.30	290.00		293.85		294.70	287.80
31			301.00				288.85					
Avg	289.15	297.49	295.94	308.29	299.10	292.32	292.87	284.11	288.98	296.22	294.77	291.62
High	304.85	301.50	301.95	313.15	306.90	297.75	296.80	287.90	298.10	300.80	297.10	295.55
Low	278.70	291.40	290.40	300.30	292.75	285.85	288.85	273.40	279.00	291.45	290.60	285.80
Cumulative Avg			294.24									

UNIVERSITAS MERCU BUANA

http://digilib.mercubuana.ac.id/

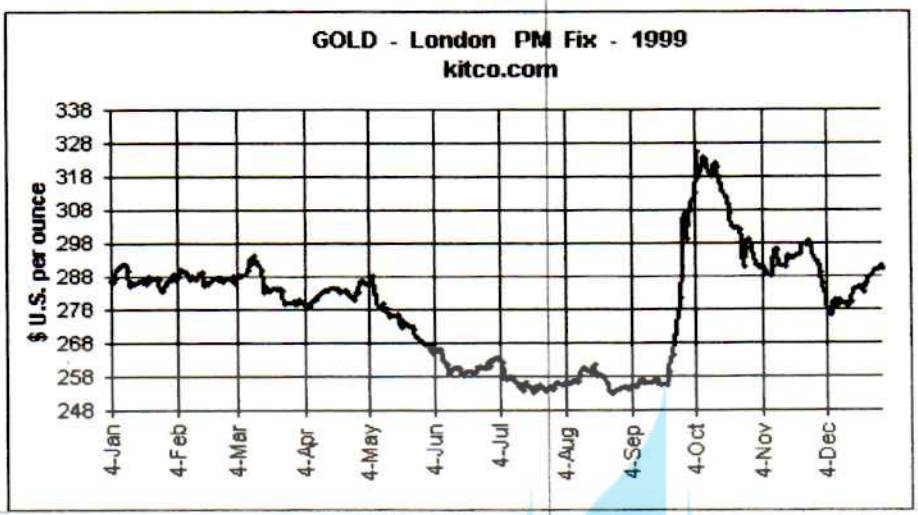

GOLD 1999 - London PM Fix - US Dollars kitco.com

	Jan	Feb	Mar	Apr	May	Jun	Jul	Aug	Sep	Oct	Nov	Dec
1		286.90	286.70	280.55		266.85	262.60		254.70	307.50	291.35	289.15
2		288.55	288.25			267.15	263.10	255.35	254.20		290.75	286.00
3		286.85	285.95			264.75		256.00	254.40		291.00	282.75
4	287.00	287.25	287.70		285.30	265.30		255.85		312.75	290.60	
5	286.40	289.40	287.90		286.00		261.80	256.00		325.50	289.70	
6	287.65			278.50	287.95		257.60	255.75	254.60	318.25		276.10
7	289.95			280.15	282.40	265.60	257.10		255.60	323.50		279.25
8	290.90	288.85	289.50	281.00		262.35	257.20		256.15	323.25	288.25	280.95
9		287.00	292.95	280.60		261.30	257.30	256.50	256.90		290.75	279.00
10		288.20	291.80		278.00	258.60		256.50	256.00		295.75	280.65
11	291.15	287.30	294.00		279.45	259.70		257.75		317.75	296.00	
12	289.80	287.00	292.50	283.20	277.55		256.00	260.30		320.25	291.25	
13	285.45			283.45	277.85		254.65	260.45	256.30	321.75		279.50
14	285.65			283.40	276.00	260.30	255.25		256.75	321.00		279.25
15	285.90	289.20	289.70	283.65		260.00	253.30		257.15	315.75	290.90	280.50
16		285.30	283.00	284.20		258.70	255.65	259.25	255.90		294.25	280.30
17		285.75	284.70		276.10	258.15		259.65	255.10		293.65	284.15
18	286.75	285.70	283.70		275.05	258.95		261.30		311.75	293.60	
19	286.50	286.35	283.70	284.20	272.50		253.95	258.00		309.50	293.75	
20	286.00			284.35	274.00		252.80	258.25	255.40	307.00		284.50
21	287.75			283.25	273.30	259.30	254.50		258.85	302.85		282.75
22	287.00	287.20	284.30	283.40		258.55	253.95		263.40	302.40	294.90	285.75
23		286.70	284.10	283.30		259.15	255.30	255.90	264.35		297.25	287.30
24		287.40	284.25		272.20	260.15		253.40	270.00		297.50	287.80
25	287.70	286.45	283.40		271.70	260.70		252.85		302.00	298.40	
26	287.10	287.05	279.60	281.50	269.50		253.50	253.15		296.40	296.85	
27	283.80			281.05	268.95		254.60	253.80	281.10	290.60		
28	283.55			283.00		260.30	254.10		301.50	296.25		
29	285.40		280.15	283.00		262.00	253.90		307.00	299.10	292.25	290.90
30			279.60	286.60		261.00	255.60		299.00		291.35	290.25
31			279.45			262.60		254.80	307.50			
Avg	287.07	287.22	285.96	282.62	276.88	261.37	256.08	256.70	266.60	310.72	293.18	283.34
High	291.15	289.40	294.00	286.60	287.95	267.15	263.10	261.30	307.50	325.50	298.40	290.90
Low	283.55	285.30	279.45	278.50	268.95	258.15	252.80	252.85	254.20	290.60	288.25	276.10
Cumulativ Avg			278.98									

UNIVERSITAS MERCU BUANA

http://digilib.mercubuana.ac.id/

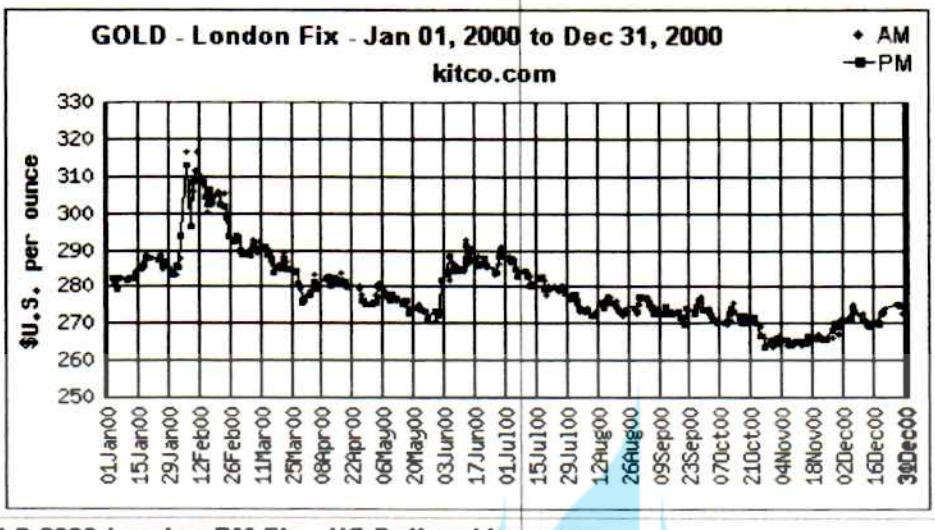

GOLD 2000 London PM Fix - US Dollars kitco.com

	Jan	Feb	Mar	Apr	May	Jun	Jul	Aug	Sep	Oct	Nov	Dec
1		283.00	292.90		275.05	272.50		277.60	277.00		265.50	269.20
2		285.60	289.90		275.45	281.60		277.60		273.10	264.85	
3		285.05	288.50	277.50	275.60		287.65	275.50		272.10	264.65	
4	282.05	293.65			280.00		286.50	273.95	276.65	271.35		270.70
5	280.45			281.30	280.75	283.25	286.85		275.00	270.40		270.80
6	279.40		288.80	279.35		288.40	284.90		274.15	270.00	265.70	271.60
7	282.10	312.70	289.75	280.15		284.10	282.85	273.20	272.70		265.50	273.90
8		296.25	291.20		277.90	285.75		273.10	272.75		264.10	272.95
9		308.60	290.50		276.30	284.40		272.00		270.00	264.65	
10	281.60	309.00	290.25	282.25	277.60		284.10	272.20		270.50	264.85	
11	282.25	311.50		282.50	276.75		282.85	272.70	272.55	272.75		270.70
12	282.25			280.40	276.65	284.60	279.95		274.65	274.00		270.75
13	282.10		290.65	281.40		291.50	280.05		272.50	273.25	264.85	269.60
14	283.30	308.35	288.75	282.00		287.15	280.25	275.45	273.10		264.95	269.30
15		304.25	289.15		275.05	287.40		274.15	272.60		264.60	270.35
16		302.50	287.35		276.00	290.10		276.35		271.60	266.70	
17	285.35	306.25	283.90	281.75	276.00		282.45	277.20		270.25	265.25	
18	285.80	303.55		281.10	272.80		282.75	275.60	273.00	272.00		270.20
19	287.65			281.35	273.15	285.90	279.20		271.85	270.30		269.55
20	287.65		285.75	279.85		286.20	279.35		271.40	270.45	266.15	272.45
21	287.75	305.25	285.15			286.05	279.30	274.60	269.50		266.15	273.10
22		302.25	287.80		274.00	287.65		273.40	273.95		266.15	
23		302.00	284.75		274.05	285.80		273.15		271.45	265.70	
24	287.20	298.75	284.85		273.70		279.75	272.60		270.20	265.55	
25	288.00	294.00		279.50	273.35		279.70	273.65	272.85	266.80		
26	285.90			276.20	271.30	284.05	279.40		274.85	266.40		
27	285.55		284.15	276.00		283.80	279.85		276.15	263.80	268.15	275.05
28	286.75	292.50	280.65	275.05		288.00	278.10		276.40		269.95	274.45
29		293.65	279.75			289.75		274.00	273.65		269.10	
30			275.75		273.15	288.15		273.30		264.75	269.10	
31	283.30		276.75		272.25		276.75	277.00		264.50		
Avg	284.32	299.94	286.39	279.86	275.31	285.73	281.55	274.47	273.68	270.00	266.01	271.45
High	288.00	312.70	292.90	282.50	280.75	291.50	287.65	277.60	277.00	274.00	269.95	275.05
Low	279.40	283.00	275.75	275.05	271.30	272.50	276.75	272.00	269.50	263.80	264.10	269.20
Cumulative Avg			279.11									

UNIVERSITAS MERCU BUANA

http://diglib.mercubuana.ac.id/



GOLD 2001 London PM Fix - US Dollars kitco.com

	Jan	Feb	Mar	Apr	May	Jun	Jul	Aug	Sep	Oct	Nov	Dec
1		267.65	266.35		264.00	265.40		267.35		290.60	280.60	
2	271.10	266.70	263.10	255.95	263.95		268.35	267.00		291.65	279.90	
3	267.15			257.10	266.40		268.50	267.85	273.35	290.10		276.35
4	267.10			259.45	266.60	266.50	267.60		272.30	290.35		276.60
5	267.40	265.45	262.50	258.10		265.70	266.30		271.30	291.20	278.25	275.00
6		262.70	261.85	258.80		265.50	265.10	267.20	272.05		278.95	274.55
7		263.15	260.65			266.10		266.45	273.60		280.30	274.10
8	268.30	262.95	263.65		265.20	267.00		266.40		291.85	279.95	
9	267.00	259.90	269.80	259.00	267.85		266.10	270.00		290.00	277.15	
10	266.30			256.65	268.45		267.45	275.80	271.50	287.15		272.65
11	264.15			257.70	269.05	268.50	267.55		287.00	281.85		272.20
12	263.70	261.10	272.50	259.25		269.90	266.30		279.00	281.80	280.00	273.50
13		260.75	269.30			271.95	266.35	275.60	280.25		276.50	274.35
14		260.25	263.85		268.35	272.40		274.50	285.75		278.25	277.05
15	263.50	258.55	262.05		266.60	272.20		275.35		281.85	275.45	
16	264.45	257.45	260.70		270.90		268.25	275.90		281.10	274.50	
17	263.50			260.55	274.00		267.60	277.45	293.25	281.60		277.75
18	264.90			258.85	273.00	272.00	268.55		289.40	281.00		278.85
19	264.90	259.45	260.55	263.10		273.40	270.30		288.10	279.15	273.60	278.65
20		256.25	261.55	263.85		271.50	269.70	276.65	288.50		272.95	276.10
21		257.50	262.00		291.25	271.70		276.30	292.50		272.80	277.50
22	266.15	258.85	261.15		284.15	273.30		275.85		275.90	272.75	
23	266.10	260.45	262.85	262.60	283.15		268.70	274.85		276.05	273.10	
24	264.25			263.40	286.05		268.75	272.80	288.20	275.50		
25	264.90			263.50	276.25	272.90	268.40		288.00	276.70		
26	263.55	263.20	262.20	263.50		274.00	267.50		291.45	277.25	272.60	
27		268.30	262.00	264.60		274.80	266.15		289.80		273.30	277.70
28		266.70	260.15			269.50		271.05	293.10		274.40	276.50
29	262.85		260.15		275.75	270.60		272.85		278.60	274.80	
30	264.95		257.70	263.15	271.00		266.30	272.30		280.40	275.50	
31	264.50				267.50		265.90	273.00		278.75		
Avg	265.49	261.86	263.03	260.48	272.35	270.23	267.53	272.39	283.42	283.06	276.16	275.85
High	271.10	268.30	272.50	264.60	291.25	274.80	270.30	277.45	293.25	291.85	280.60	278.85
Low	262.85	256.25	257.70	255.95	263.95	265.40	265.10	266.40	271.30	275.50	272.60	272.20
Cumulative Avg			271.04									

UNIVERSITAS MERCU BUANA

http://digilib.mercubuana.ac.id/

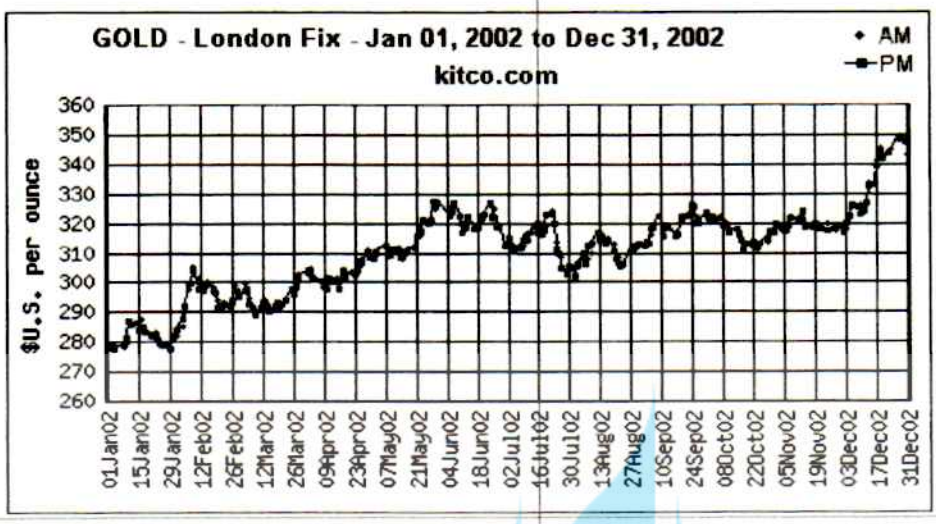

GOLD 2002 London PM Fix - US Dollars kitco.com

	Jan	Feb	Mar	Apr	May	Jun	Jul	Aug	Sep	Oct	Nov	Dec
1		283.90	295.40		308.35		312.10	302.25		321.75	319.85	
2	278.35			304.00	307.60		314.45	305.05	312.00	322.20		316.45
3	278.80			303.75	310.45		310.85		313.50	322.10		319.70
4	277.75	287.40	297.40	301.70			310.60		313.00	320.30	317.55	322.10
5		291.95	297.80	301.00		322.00	311.30	309.50	317.55		318.50	322.45
6		299.50	292.70			324.10		305.75	319.25		317.30	325.75
7		299.50	291.00		312.00	326.40		312.20		321.75	319.25	
8	278.60	304.30	289.15	300.45	310.50		311.70	312.15		319.00	321.70	
9	281.10			298.70	308.85		313.80	312.95	322.50	319.35		325.10
10	286.85			298.00	311.15	322.50	314.80			318.95		323.10
11	285.75	297.75	291.20	301.30		316.80	314.15		315.50	316.85	320.70	324.25
12		298.90	293.60	300.35		319.75	316.70	316.70	318.85		321.75	326.40
13		297.40	293.15		310.75	318.75		313.80	318.80		324.00	332.20
14	286.35	299.00	291.20		308.40	322.10		315.65		317.75	318.60	
15	284.20	299.85	290.30	300.10	308.30		319.00	312.65		316.20	319.10	
16	284.60			297.75	310.10		318.25	314.20	315.35	314.05		333.00
17	285.00			300.85	310.60	317.80	316.15		315.90	310.75		339.00
18	283.20	297.35	292.05	304.25		318.35	317.65			312.75	318.75	
19		296.50	293.10	301.80		320.65	322.90	310.10	322.25		319.70	345.00
20		291.30	291.85		311.50	322.35		308.00	322.30		318.85	341.60
21	282.30	292.15	292.75		315.20	322.70		306.55		312.60	317.65	
22	282.05	292.75	294.25	303.70	317.10		322.90	305.40		312.55	317.70	
23	280.75			302.70	317.15		319.70	305.95	322.50	312.10		343.95
24	279.20			304.20	320.95	326.40	311.25		326.30	311.75		
25	279.00	291.95	297.70	307.25		321.70	309.45		325.15	313.00	317.45	
26		294.20	296.10	306.60		321.55	304.95		319.60			
27		297.40	299.00		320.05	318.80		310.50	320.05		317.85	349.30
28	279.10	296.85	301.40		320.20	318.50		311.10		314.45	317.60	
29	277.90			309.70	327.05		303.00	312.10		317.15	319.05	
30	281.50			308.20	326.00		305.40	312.80	323.70	316.55		347.20
31	282.30				326.60		304.65			316.90		347.20
Avg	281.65	295.50	294.05	302.68	314.49	321.18	313.29	310.25	319.16	316.56	319.15	332.43
High	286.85	304.30	301.40	309.70	327.05	326.40	322.90	316.70	326.30	322.20	324.00	349.30
Low	277.75	283.90	289.15	297.75	307.60	316.80	303.00	302.25	312.00	310.75	317.30	316.45
Cumulative Avg			309.73									

UNIVERSITAS MERCU BUANA

http://digilib.mercubuana.ac.id/



GOLD 2003 London PM Fix - US Dollars kitco.com

	Jan	Feb	Mar	Apr	May	Jun	Jul	Aug	Sep	Oct	Nov	Dec
1				334.35	341.20		350.20	352.35	376.25	383.50		400.25
2	343.80			329.30	340.50	364.75	351.50		373.70	382.20		401.35
3	344.50	369.50	345.50	323.70		365.00	349.40		370.00	384.25	383.25	401.80
4		376.55	353.40	323.80		364.20	351.30	347.50	370.75		377.90	402.25
5		382.10	353.95			366.75		348.40	375.80		378.75	402.40
6	351.75	375.80	354.70		342.85	366.75		352.00		371.30	380.25	
7	349.00	373.25	350.75	319.90	341.85		348.15	351.60		376.10	378.95	
8	349.75			323.40	346.45		347.20	353.95	374.65	375.25		406.15
9	352.40			321.35	347.90	362.75	344.15		382.25	370.60		407.75
10	353.00	370.50	354.45	324.60		354.25	343.40		380.00	372.30	383.50	410.00
11		364.00	348.70	324.80		354.25	343.70	359.15	376.30		387.80	
12		356.30	346.10		351.10	352.25		360.10	378.25		389.70	407.10
13	352.55	352.80	334.50		350.40	353.05		358.65		370.25	395.40	
14	353.10	354.25	335.20	325.95	353.55		347.50	363.60		373.95	396.70	
15	351.00			325.45	354.25		348.25	364.50	373.50	373.50		407.50
16	352.30			324.10	355.00	358.30	343.20		374.60	373.40		408.00
17	357.00	347.00	340.75	327.00		362.75	342.50		374.25	370.50	393.70	408.25
18		344.10	338.80			359.75	344.35	360.25	378.30		393.90	407.50
19		346.00	335.80		359.00	357.65		360.40	379.75		395.15	409.75
20	355.85	351.55	335.80		366.30	358.00		363.70		373.80	394.30	
21	353.80	352.30	333.50		367.80		350.00	363.30		378.20	395.50	
22	358.50			334.90	369.60		352.00	358.75	385.50	384.75		410.45
23	364.70			333.30	370.50	355.00	354.75		384.60	384.50		409.25
24	366.00	355.20	329.45	333.70		348.25	357.30		385.00	388.25	391.90	
25		357.60	331.90	333.25		348.10	363.00		390.70		391.75	
26		351.90	329.95			343.85		360.50	382.70		396.00	
27	368.50	351.25	332.75		371.40	345.50		371.25		386.00	395.45	
28	368.40	347.45	330.75	332.60	359.50		365.60	369.80		384.40	398.38	
29	369.90			331.40	363.10		363.50	375.60	381.95	385.40		412.00
30	367.60			336.75	361.40	346.00	357.75		388.00	386.50		416.25
31	367.50		334.85				354.75			386.25		416.25
Avg	356.86	358.97	340.55	328.18	355.68	356.53	351.02	359.77	378.95	378.92	389.91	407.59
High	369.90	382.10	354.70	336.75	371.40	366.75	365.60	375.60	390.70	388.25	398.38	416.25
Low	343.80	344.10	329.45	319.90	340.50	343.85	342.50	347.50	370.00	370.25	377.90	400.25
Cumulative Avg			363.38									

UNIVERSITAS MERCU BUANA

http://diglib.mercubuana.ac.id/



GOLD 2004 London PM Fix - US Dollars kitco.com

	Jan	Feb	Mar	Apr	May	Jun	Jul	Aug	Sep	Oct	Nov	Dec
1	416.25		400.00	427.25		397.20	394.80		407.65	418.10	429.10	452.85
2	417.25	398.35	395.75	419.00		394.85	397.75	391.50	406.10		424.20	454.20
3		401.45	390.50			390.35		390.95	401.15		423.50	448.65
4		399.25	392.00		391.25			391.95		412.55	430.50	
5	420.60	399.55	399.25	417.70	392.55		398.25	390.85		415.40	431.00	
6	424.40	404.25		418.50	387.50		394.50	399.00	401.60	418.45		453.05
7	421.75			419.00	380.80		399.65		398.10	418.10		451.80
8	421.00		399.85	419.50			405.35		396.30	421.75	431.90	436.90
9	423.35	405.95	401.50			386.85	406.50	398.00	398.70		433.65	437.10
10		408.55	400.25		375.00	384.95		399.50	401.35		433.40	434.00
11		405.75	398.45		375.25	384.85		393.85		421.70	433.80	
12	425.25	411.60	398.00		382.20		406.35	394.15		414.70	436.05	
13	425.50	416.00			375.15		400.90	396.75	399.30	411.25		435.10
14	419.50			397.75	376.50	385.10	403.80		405.25	415.35		437.10
15	412.50		398.10	398.25		386.50	403.15		404.45	420.40	437.60	439.00
16	408.40	411.70	402.50	400.85		385.25	406.30	401.65	403.40		439.40	439.50
17		414.50	402.75		382.95	386.10		401.30	405.70		443.45	438.90
18		414.50	410.75		377.70	388.70		402.45		419.10	442.00	
19	406.60	409.80	412.00	403.10	380.75		406.35	406.50		419.35	445.60	
20	409.25			396.85	379.50		400.00	410.55	404.30	423.60		442.45
21	407.60			392.75	385.30	395.25	398.50		408.50	422.50		440.95
22	409.25		417.65	392.30			397.75		405.35	422.80	447.80	441.00
23	409.00		416.25	394.50		393.90	391.50	410.60	411.50		448.15	441.10
24			415.25		384.00	400.00		406.20	407.85		448.60	
25		400.25	416.10		388.90	401.50		406.00		429.15	451.15	
26	408.20	393.25	421.50	397.00			390.75	406.05		427.50	451.00	
27	405.70	395.85		396.25	393.60		389.85	405.10	409.20	428.25		
28	411.00			392.25	393.25	404.25	387.30		411.70	424.20		
29	405.70		421.25	386.00		394.40	387.30		412.95	425.55	451.25	440.25
30	399.75		420.00	388.50		395.80	391.40		415.65		453.40	435.60
31			423.70					407.25				435.60
Avg	413.99	405.33	406.67	403.02	383.45	391.99	398.09	400.48	405.27	420.46	439.39	441.76
High	425.50	416.00	423.70	427.25	393.60	404.25	406.50	410.60	415.65	429.15	453.40	454.20
Low	399.75	393.25	390.50	386.00	375.00	384.85	387.30	390.85	396.30	411.25	423.50	434.00
Cumulative Avg			409.72									

UNIVERSITAS MERCU BUANA

http://diglib.mercubuana.ac.id/



GOLD 2005 London PM Fix - US Dollars kitco.com

	Jan	Feb	Mar	Apr	May	Jun	Jul	Aug	Sep	Oct	Nov	Dec
1		420.90	433.45	427.15		415.35	432.60	431.65	439.60		459.50	499.75
2		421.60	431.75			420.40		431.00	443.60		460.80	502.50
3		416.50	430.20		427.90	423.55		434.60		466.10	461.85	
4	427.75	415.90	433.45	423.90	428.80		427.40	438.60		467.45	460.50	
5	426.00			424.60	429.15		423.75	438.25	446.05	463.50		505.65
6	424.35			425.75	425.15	425.85	423.50		444.15	471.80		504.25
7	422.20	414.40	433.00	428.00		424.10	425.20		445.05	472.70	456.50	515.40
8		411.10	437.25	425.20		424.55	424.40	436.20	448.55		461.60	515.70
9		411.15	439.50		425.50	422.50		433.30	448.25		462.55	525.50
10	420.00	415.50	440.90		427.40	422.55		436.55		473.20	467.00	
11	421.35	418.85	443.70	429.00	426.10		424.20	440.75		475.50	466.75	
12	426.60			427.30	424.25		426.25	447.25	448.35	475.10		536.50
13	423.60			427.50	420.00	429.10	424.50		445.40	469.50		522.50
14	422.50	424.20	441.95	423.45		426.85	424.30		449.30	466.00	467.50	509.50
15		424.40	440.65	424.60		428.70	418.35	443.50	454.80		468.25	506.25
16		423.10	441.20		419.25	433.00		443.00	457.20		475.75	507.00
17		426.25	438.60		420.00	437.50		442.00		474.50	486.15	
18	422.25	427.10	437.15	425.75	419.75		420.90	439.65		472.00	485.85	
19	424.95			427.45	420.80		419.25	439.65	464.50	465.90		508.75
20	422.90			433.20	418.00	439.35	422.15		464.80	464.30		502.50
21	423.30	427.15	432.70	433.20		435.20	424.25		469.10	462.85	488.95	489.00
22		432.85	432.15	433.20		437.00	425.00	439.65	466.25		492.60	500.00
23		432.60	426.15		418.00	439.15		439.35	462.65		487.60	503.60
24	427.35	433.75	425.15		418.30	440.55		440.00		466.10	493.40	
25	424.50	434.25		432.90	418.40		425.40	438.85		472.25	495.90	
26	425.80			432.90	418.00		423.25	436.75	461.50	473.20		
27	424.50			434.35	418.25	439.30	424.00		464.10	474.40		
28	426.80	435.45		432.50		437.00	426.40		464.00	470.75	496.00	518.00
29			426.10	435.70		435.80	429.00		472.40		496.00	513.00
30			426.45			437.10		430.65	473.25		495.65	
31	422.15		427.50		414.45			433.25		470.75		
Avg	424.15	423.35	434.24	428.93	421.87	430.66	424.48	437.93	456.04	469.90	476.67	509.76
High	427.75	435.45	443.70	435.70	429.15	440.55	432.60	447.25	473.25	475.50	496.00	536.50
Low	420.00	411.10	425.15	423.45	414.45	415.35	418.35	430.65	439.60	462.85	456.50	489.00
Cumulative Avg			444.74									

UNIVERSITAS MERCU BUANA

http://digilib.mercubuana.ac.id/



GOLD 2006 London PM Fix - USD											www.kitco.com	
	Jan	Feb	Mar	Apr	May	Jun	Jul	Aug	Sep	Oct	Nov	Dec
1		568.25	564.25			625.00		637.25	621.05		614.10	648.75
2		572.15	563.75		661.00	632.25		654.40		600.60	620.75	
3	530.00	569.00	565.00	587.00	673.60		622.95	644.40		582.25	622.75	
4	529.50			588.00	673.50		622.00	652.25	626.75	573.60		646.00
5	524.75			586.50	678.00	641.80	623.00		637.75	573.30		645.80
6	535.25	569.75	565.25	592.50		627.00	626.00		635.40	560.75	626.10	636.00
7		558.70	553.00	589.75		617.75	631.50	649.75	621.50		625.75	627.75
8		548.75	544.75		675.50	614.00		646.00	610.00		623.20	637.40
9	541.50	560.25	550.10		691.25	616.00		649.00		575.25	625.25	
10	543.50	557.00	535.00	597.25	699.90		626.00	644.75		571.40	629.30	
11	544.40			597.75	715.50		630.75	644.50	588.00	574.10		626.75
12	542.50			597.25	725.00	609.20	650.00		590.70	573.00		628.00
13	548.25	549.30	543.50	593.00		586.50	649.50		589.00	586.10	623.50	624.00
14		539.70	545.80			567.75	663.25	624.60	584.40		627.00	627.40
15		540.50	556.50		687.50	569.50		625.50	573.60		617.75	623.75
16	561.75	538.75	552.75		692.00	574.00		629.75		595.10	624.75	
17	553.25	551.70	552.75		699.50		652.50	625.50		590.00	620.50	
18	545.00			614.75	693.50		645.10	613.90	580.50	594.00		614.00
19	554.75			624.75	651.50	571.00	641.60		583.50	597.25		620.50
20	567.25	554.50	555.75	625.00		567.00	642.50		580.25	596.60	625.50	619.25
21		554.00	547.50	623.50		574.60	634.00	625.00	578.75		624.50	620.50
22		553.00	550.75		652.50	584.50		622.75	589.00		631.80	
23	554.50	551.20	546.50		666.75	579.60		628.10		582.75	630.25	
24	557.25	554.15	556.75	622.50	648.50		605.70	623.75		575.60	639.50	
25	561.75			634.75	642.50		618.75	621.25	584.75	580.75		
26	556.50			635.50	642.25	583.50	614.30		591.00	596.25		
27	561.75	553.25	565.00	638.00		588.75	639.00		593.75	596.25	638.75	628.50
28		556.00	567.50	644.00		582.75	637.10		603.00		637.00	632.00
29			565.00			589.25		613.40	599.25		637.50	
30	565.00		584.00		660.50	613.50		617.75		608.50	646.70	
31	568.75		582.00					623.50		603.75		
Avg	549.86	555.00	557.09	610.65	676.51	596.15	633.77	632.59	598.19	585.78	627.83	629.79
High	568.75	572.15	584.00	644.00	725.00	641.80	663.25	654.40	637.75	608.50	646.70	648.75
Low	524.75	538.75	535.00	586.50	642.25	567.00	605.70	613.40	573.60	560.75	614.10	614.00
Cumulative Avg			603.46									

UNIVERSITAS MERCU BUANA

http://digilib.mercubuana.ac.id/

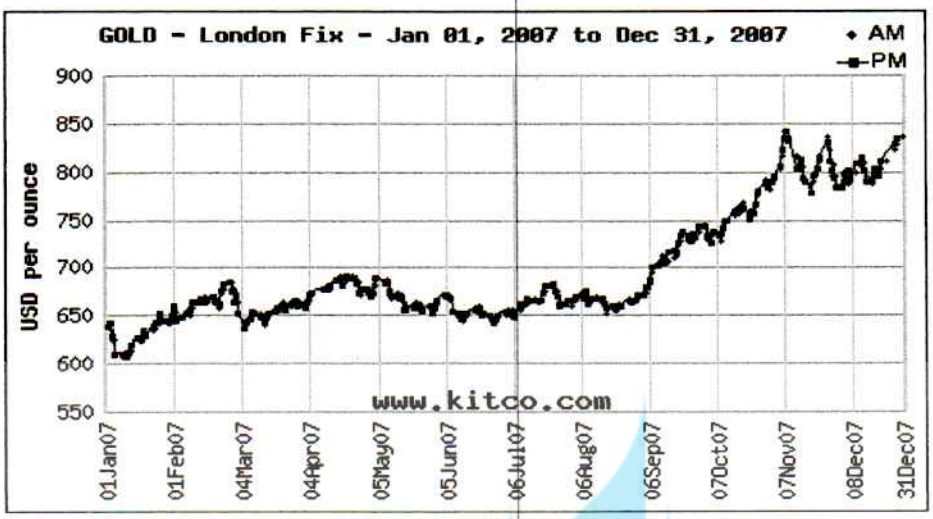

GOLD 2007 London PM Fix - USD											www.kitco.com	
	Jan	Feb	Mar	Apr	May	Jun	Jul	Aug	Sep	Oct	Nov	Dec
1		660.20	670.40		673.60	666.50		665.75		742.50	790.25	
2	639.75	645.70	651.90	658.25	669.50		654.75	666.25		731.00	796.50	
3	642.60			664.25	674.20		654.25	670.50	672.00	730.25		784.25
4	628.70			672.25	668.80	671.10	654.15		678.75	725.50		797.50
5	609.50	649.40	636.75	673.50		671.50	651.00		680.25	737.00	804.75	793.00
6		653.25	643.75			669.70	648.75	671.50	688.15		822.50	801.50
7		653.75	646.40			668.75		668.00	701.00		834.50	792.50
8	609.50	656.00	654.25		684.25	655.25		675.50		733.75	841.10	
9	609.60	664.50	652.25		683.00		661.25	662.60		736.00	831.50	
10	608.40			677.40	673.50		661.70	668.50	703.50	741.25		809.50
11	612.00			678.20	669.00	650.30	663.00		704.15	749.00		808.75
12	619.75	664.55	647.75	677.25		647.25	667.25		706.00	749.50	803.50	814.00
13		667.80	650.80	681.75		647.65	666.50	668.75	704.50		804.25	800.70
14		668.25	643.25		670.20	653.25		668.35	716.35		813.50	789.50
15	627.00	664.75	648.50		668.25	653.10		667.25		758.85	794.00	
16	627.05	665.10	653.20	686.50	667.75		666.00	662.25		756.75	789.75	
17	626.50			688.00	656.75		666.50	657.50	719.00	762.50		790.75
18	635.00			688.75	657.00	656.00	666.75		714.75	764.15		804.25
19	629.00	670.75	655.00	681.90		656.30	674.50		725.15	763.00	778.85	799.75
20		663.90	659.00	691.40		657.70	681.60	659.50	734.50		795.50	795.25
21		661.25	658.75		658.00	650.50		657.50	737.00		798.00	810.50
22	639.00	676.60	663.00		662.00	652.85		659.50		751.25	803.25	
23	642.50	683.00	656.25	688.70	662.05		682.00	660.75		758.25	815.25	
24	642.10			688.40	659.00		684.30	660.85	730.00	757.50		
25	651.75			684.00	655.30	650.75	674.75		728.50	767.50		
26	645.50	665.75	663.00	673.00		647.00	670.00		734.75	779.15	830.00	
27		676.20	664.00	677.50		642.10	660.50		731.75		810.75	829.00
28		664.20	666.75			647.25		666.00	743.00		801.75	833.75
29	644.75		661.00		660.15	650.50		664.25		788.50	794.50	
30	645.20		661.75	677.00	652.65		661.50	666.00		783.25	783.50	
31	650.50				659.10		665.50	672.00		789.50		
Avg	631.17	664.75	654.90	679.37	666.86	655.49	665.30	665.41	712.65	754.60	806.25	803.20
High	651.75	685.75	670.40	691.40	688.80	671.50	684.30	675.50	743.00	789.50	841.10	833.75
Low	608.40	645.70	636.75	658.25	652.65	642.10	648.75	657.50	672.00	725.50	778.85	784.25
Cumulative Avg			695.39									

MERCUBUANA

http://digilib.mercubuana.ac.id/

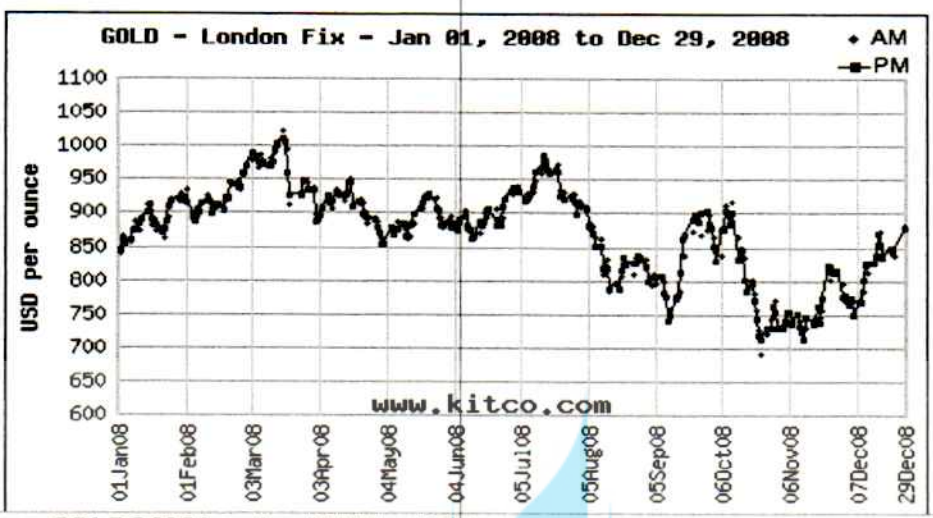

GOLD 2008 London PM Fix - USD www.kitco.com

	Jan	Feb	Mar	Apr	May	Jun	Jul	Aug	Sep	Oct	Nov	Dec
1		914.75		887.75	853.00		937.50	912.50	822.25	880.00		778.00
2	846.75			890.00	853.50	868.25	935.25		798.50	852.00		780.00
3	858.85		988.50	896.50		879.25	934.00		803.50	828.00	729.50	766.25
4	855.00	893.75	984.75	905.50		883.50	931.25	905.75	805.75		741.25	773.25
5		887.50	974.50			878.75		882.00	808.50		753.75	749.00
6		903.00	976.50		880.00	890.50		879.50		875.50	754.50	
7	859.25	899.75	972.50	926.50	868.25		916.75	871.50		876.75	735.25	
8	873.50	916.25		915.00	877.00		921.00	852.50	808.00	903.50		767.25
9	877.00			917.00	876.00	896.25	927.25		781.75	883.50		767.75
10	884.25		969.25	928.00		878.00	939.50		775.75	900.50	753.00	802.25
11	891.00	918.00	970.00	927.75		876.25	962.75	852.50	740.75		733.75	827.75
12		917.00	975.50		883.50	862.25		817.75	750.25		724.75	826.50
13		899.00	995.00		865.00	866.00		818.50		831.50	713.50	
14	902.00	906.00	1003.50	926.50	866.50		968.00	818.00		832.50	747.50	
15	913.00	912.50		929.75	881.25		986.00	786.50	775.00	847.00		826.00
16	889.75			945.00	897.00	888.25	977.50		779.50	802.50		838.25
17	888.25		1011.25	946.00		881.50	965.50		813.00	784.50	734.00	870.00
18	882.00	903.25	1006.75	908.75		887.50	959.75	796.25	863.00		738.00	855.25
19		924.00	958.50		906.50	903.00		788.75	869.00		762.00	835.75
20		920.00	925.75		914.50	907.50		815.75		795.00	738.00	
21	871.25	945.00		918.50	923.00		960.50	833.50		772.00	774.50	
22	875.00	943.00		918.00	922.75		961.50	824.00	889.00	744.00		849.00
23	888.25			898.50	927.50	881.00	926.50		899.00	720.00		843.50
24	909.25			895.50		889.50	928.00		896.00	712.50	822.50	
25	918.25	937.75	926.75	891.50		882.75	920.50		888.50		820.50	
26		937.00	946.75			909.50		827.00	902.00		812.50	
27		959.50	946.75		906.75	919.50		827.00		730.50	814.00	
28	921.75	959.75	934.25	890.50	902.50		923.50	838.25		730.50	814.50	
29	924.50	971.50		880.00	883.00		916.75	833.00	905.00	764.00		880.25
30	919.00			871.00	885.75	930.25	897.50		884.50	755.25		869.75
31	923.25		933.50				918.00			730.75		
Avg	889.60	922.30	968.43	909.70	888.66	889.49	939.77	839.02	829.93	806.62	760.86	816.09
High	924.50	971.50	1011.25	946.00	927.50	930.25	986.00	912.50	905.00	903.50	822.50	880.25
Low	846.75	887.50	925.75	871.00	853.00	862.25	897.50	786.50	740.75	712.50	713.50	749.00
Cumulative Avg			871.96									

UNIVERSITAS MERCU BUANA

http://digilib.mercubuana.ac.id/



GOLD 2009 London PM Fix - USD www.kitco.com

	Jan	Feb	Mar	Apr	May	Jun	Jul	Aug	Sep	Oct	Nov	Dec
1				924.50	884.50	981.75	938.25		955.00	1004.75		1192.50
2	874.50	918.25	937.25	897.75		980.00	929.50		964.75	1003.50	1062.00	1212.50
3		904.50	913.75	905.00		976.75	932.50	959.75	983.00		1061.00	1208.75
4		905.00	908.50			970.75		960.50	989.00		1090.00	1190.25
5	853.50	920.00	913.00		910.00	962.00		960.50		1005.50	1089.00	
6	848.25	913.00	936.00	870.25	910.00		924.50	964.00		1038.75	1096.75	
7	848.50			879.75	912.25		924.00	956.00	993.00	1040.25		1142.50
8	855.75			880.00	907.00	943.75	918.00		1000.75	1045.00		1146.75
9	847.25	895.00	923.75	880.50		956.00	911.75		999.50	1051.50	1106.75	1141.00
10		909.75	901.50			953.75	913.00	945.00	990.75		1101.50	1128.50
11		938.00	899.50		913.00	947.50		942.75	1008.25		1115.25	1124.00
12	827.00	943.25	925.25		917.00	937.25		947.25		1058.75	1114.75	
13	826.50	935.50	928.00		924.00		908.50	953.50		1057.50	1104.00	
14	821.50			887.50	925.25		924.75	953.60	999.25	1059.50		1123.75
15	810.00			891.00	929.50	932.25	938.00		996.00	1053.50		1122.00
16	833.75	942.50	919.50	880.50		934.00	935.00		1015.75	1047.50	1130.00	1137.50
17		968.00	915.50	870.50		930.50	937.50	932.75	1018.50		1134.75	1117.00
18		964.00	893.25		921.00	940.50		935.00	1012.00		1149.00	1104.50
19	833.00	960.50	956.50		924.75	935.25		943.00		1050.50	1135.50	
20	853.25	989.00	954.00	877.00	939.50		952.75	940.50		1061.75	1140.00	
21	849.25			888.75	937.50		947.75	952.50	997.00	1053.75		1105.50
22	860.00			886.00	959.75	919.25	948.25		1014.00	1053.00		1084.00
23	875.75	985.75	949.25	897.50		920.75	950.00		1010.25	1061.75	1169.50	1085.25
24		984.25	923.75	907.50		933.50	951.50	951.50	1009.75		1163.25	
25		978.50	929.00			937.25		950.50	991.50		1179.75	
26	910.25	936.50	938.25		945.00	942.00		940.50		1054.00	1182.75	
27	897.50	952.00	924.00	907.50	951.00		955.00	943.00		1036.50	1166.50	
28	895.25			891.00	957.75		944.25	955.50	991.75	1031.75		
29	892.25			898.25	975.50	935.50	931.00		989.50	1040.50		1106.00
30	919.50		928.00	863.25		934.50	932.50		995.75	1040.00	1175.75	1087.50
31			916.50				939.00					
Avg	858.69	943.16	924.27	890.20	928.64	945.67	934.23	949.38	996.59	1043.16	1127.04	1134.72
High	919.50	989.00	956.50	924.50	975.50	981.75	955.00	964.00	1018.50	1061.75	1182.75	1212.50
Low	810.00	895.00	893.25	870.25	884.50	919.25	908.50	932.75	955.00	1003.50	1061.00	1084.00
Cumulative Avg			972.35									

UNIVERSITAS MERCU BUANA

http://digilib.mercubuana.ac.id/

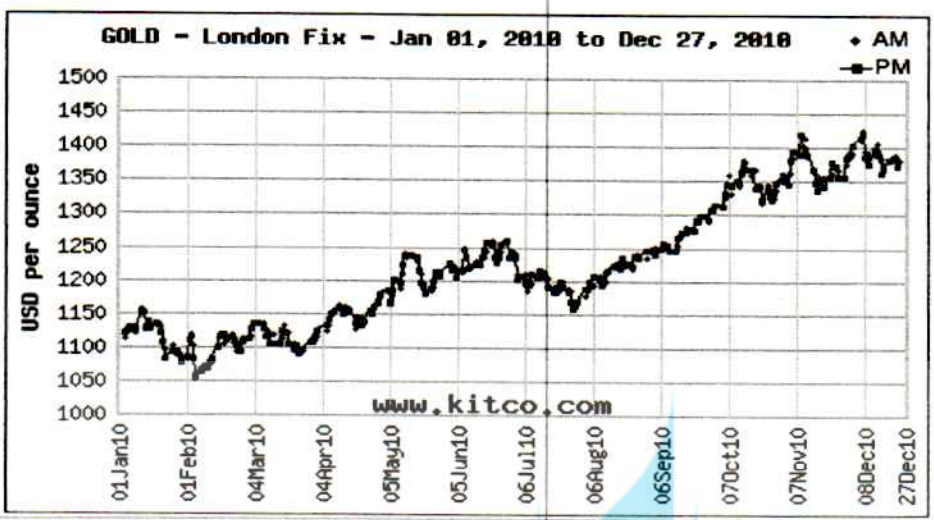

GOLD 2010 London PM Fix -USD www.kitco.com

	Jan	Feb	Mar	Apr	May	Jun	Jul	Aug	Sep	Oct	Nov	Dec
1		1086.50	1114.00	1123.50		1227.75	1234.00		1246.50	1316.25	1354.50	1385.50
2		1111.00	1126.50			1215.00	1201.50	1188.50	1248.50		1351.00	1389.00
3		1115.25	1136.50			1215.00		1187.50	1240.50		1345.50	1403.50
4	1121.50	1083.25	1134.50		1185.00	1203.50		1199.50		1313.50	1381.00	
5	1123.25	1058.00	1135.00		1165.00		1208.00	1192.50		1330.50	1395.50	
6	1130.00			1132.75	1185.25		1195.00	1207.75	1249.00	1346.50		1415.25
7	1130.25			1142.00	1202.25	1215.00	1193.25		1256.75	1345.00		1420.00
8	1126.75	1064.00	1125.75	1148.00		1246.00	1193.50		1255.00	1341.50	1388.50	1385.50
9		1071.25	1115.75	1152.50		1233.50	1208.75	1203.00	1255.00		1421.00	1391.25
10		1069.50	1120.50		1196.50	1217.50		1192.50	1246.50		1390.50	1375.25
11	1153.00	1076.25	1104.00		1222.50	1220.00		1205.50		1351.50	1398.50	
12	1151.25	1082.00	1106.25	1158.75	1237.50		1205.50	1213.00		1348.50	1388.50	
13	1127.25			1148.25	1237.50		1216.00	1214.25	1246.50	1365.50		1399.00
14	1138.25			1153.75	1236.50	1223.75	1207.00		1265.50	1373.25		1394.50
15	1128.00	1098.25	1104.25	1154.50		1225.00	1208.00		1267.00	1367.50	1368.50	1388.75
16		1115.25	1124.75	1151.50		1234.50	1189.25	1223.50	1272.50		1349.00	1363.00
17		1119.00	1121.75		1236.00	1245.00		1226.00	1274.00		1337.50	1368.50
18	1134.50	1118.00	1122.75		1216.75	1256.00		1218.00		1367.25	1350.25	
19	1133.00	1112.75	1105.50	1136.25	1195.00		1181.00	1233.50		1339.00	1342.50	
20	1120.25			1144.75	1192.00		1183.00	1223.50	1279.25	1339.00		1380.00
21	1108.25			1143.00	1179.75	1254.50	1191.50		1275.00	1343.50		1383.00
22	1084.00	1115.25	1097.25	1133.75		1236.00	1199.50		1293.50	1322.50	1356.50	1387.00
23		1107.00	1101.50	1139.50		1226.50	1190.50	1226.00	1290.75		1377.50	1373.50
24		1103.00	1090.75		1187.00	1236.25		1222.00	1297.00		1372.50	
25	1095.25	1094.50	1093.00		1198.25	1254.00		1237.50		1337.50	1373.25	
26	1093.25	1108.25	1096.50	1154.50	1212.00		1183.50	1237.00		1329.50	1355.00	
27	1094.75			1149.50	1211.00		1168.00	1235.00	1297.00	1324.50		
28	1088.00			1161.00	1207.50	1261.00	1157.00		1294.00	1333.50		
29	1078.50		1107.50	1166.75		1234.50	1162.50		1307.50	1346.75	1357.00	1412.50
30			1107.00	1179.25		1244.00	1169.00		1307.00		1383.50	1405.50
31			1115.50					1246.00				
Avg	1117.96	1095.41	1113.34	1148.69	1205.43	1232.92	1192.97	1215.81	1271.10	1342.02	1369.89	1390.55
High	1153.00	1119.00	1136.50	1179.25	1237.50	1261.00	1234.00	1246.00	1307.50	1373.25	1421.00	1420.00
Low	1078.50	1058.00	1090.75	1123.50	1165.00	1203.50	1157.00	1187.50	1240.50	1313.50	1337.50	1363.00
Cumulative Avg			1224.53									

UNIVERSITAS MERCUBUANA

http://digilib.mercubuana.ac.id/



GOLD 2011 London PM Fix - USD www.kitco.com

	Jan	Feb	Mar	Apr	May	Jun	Jul	Aug	Sep	Oct	Nov	Dec
1		1331.50	1420.75	1418.00		1533.75	1483.00	1623.00	1821.00		1699.00	1752.00
2		1337.00	1435.50			1539.50		1637.75	1875.25		1743.00	1747.00
3		1328.00	1421.50		1540.25	1540.00		1669.25		1655.50	1758.00	
4	1388.50	1355.00	1427.00	1435.50	1541.00		1495.00	1679.50		1638.00	1749.00	
5	1368.00			1433.50	1511.00		1510.00	1658.75	1895.00	1617.00		1744.00
6	1368.50			1461.50	1486.50	1549.00	1527.25		1895.00	1635.00		1708.00
7	1367.00	1347.50	1437.50	1459.50		1545.00	1527.50		1810.00	1652.00	1782.00	1735.50
8		1363.50	1426.25	1469.50		1537.75	1541.50	1693.00	1855.00		1795.00	1715.00
9		1365.00	1431.00		1502.00	1537.75		1736.00	1851.50		1784.00	1709.00
10	1368.25	1353.25	1413.25		1513.50	1529.25		1772.00		1661.00	1756.00	
11	1374.00	1364.00	1411.50	1468.00	1508.00		1555.50	1760.00		1663.00	1773.00	
12	1378.75			1450.50	1489.50		1550.50	1736.00	1834.00	1682.00		1659.50
13	1381.50			1457.50	1505.75	1526.25	1579.00		1820.00	1656.00		1672.50
14	1367.00	1365.00	1422.25	1465.75		1516.00	1590.50		1818.50	1678.00	1776.00	1603.00
15		1372.75	1400.50	1476.75		1529.75	1587.00	1739.00	1782.00		1785.00	1574.00
16		1371.25	1402.00		1500.75	1523.25		1782.50	1794.00		1756.00	1594.00
17	1360.50	1379.00	1403.75		1478.50	1537.50		1790.00		1682.00	1742.50	
18	1369.50	1383.50	1420.00	1493.00	1496.50		1599.00	1824.00		1631.00	1719.00	
19	1372.00			1490.50	1493.00		1601.00	1848.00	1794.00	1652.50		1598.00
20	1345.50			1501.00	1490.75	1544.00	1586.00		1799.00	1620.00		1613.50
21	1343.50	1403.00	1432.00	1504.00		1544.75	1601.00		1793.00	1642.50	1702.00	1608.00
22		1401.00	1426.00			1552.50	1602.00	1877.50	1722.00		1699.00	1606.50
23		1409.25	1439.50		1510.50	1523.00		1876.00	1689.00		1681.00	
24	1343.00	1411.50	1447.00		1527.00	1514.75		1770.00		1652.00	1692.50	
25	1324.00	1402.50	1436.00		1526.25		1613.50	1729.00		1656.00	1688.50	
26	1328.00			1497.50	1518.50		1612.75	1788.00	1598.00	1715.00		
27	1334.50			1511.00	1533.00	1498.00	1625.00		1659.00	1718.00		
28	1319.00	1411.00	1417.00	1535.50		1499.00	1613.50		1643.00	1741.00	1714.00	1571.00
29			1417.50			1504.25	1628.50		1613.00		1717.00	1531.00
30			1425.50			1505.50		1825.00	1620.00		1746.00	
31	1327.00		1439.00		1536.50			1813.50		1722.00		
Avg	1356.40	1372.72	1424.01	1473.81	1510.44	1528.66	1572.81	1755.81	1771.88	1665.21	1738.98	1652.31
High	1388.50	1411.50	1447.00	1535.50	1541.00	1552.50	1628.50	1877.50	1895.00	1741.00	1795.00	1752.00
Low	1319.00	1328.00	1400.50	1418.00	1478.50	1498.00	1483.00	1623.00	1598.00	1617.00	1681.00	1531.00
Cumulative Avg			1571.52									

UNIVERSITAS MERCU BUANA

http://diglib.mercubuana.ac.id/

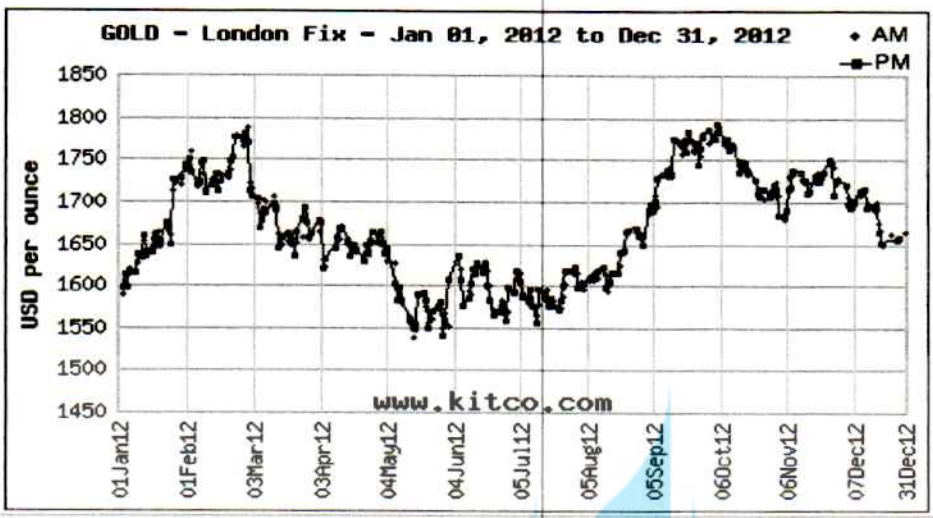

GOLD 2012 London PM Fix - USD www.kitco.com

	Jan	Feb	Mar	Apr	May	Jun	Jul	Aug	Sep	Oct	Nov	Dec
1		1740.00	1714.00		1664.00	1606.00		1599.00		1787.00	1716.25	
2		1751.00	1707.00	1677.50	1648.00		1592.00	1597.00		1775.50	1685.00	
3	1598.00	1734.00		1676.25	1637.75		1617.50	1602.00	1691.50	1775.25		1720.00
4	1613.00			1621.00	1643.75		1613.50		1697.00	1791.75		1697.75
5	1599.00		1705.00	1631.00			1604.00		1690.00	1784.00	1683.50	1694.00
6	1616.50	1719.00	1669.00			1635.00	1587.00	1610.00	1701.00		1691.00	1694.25
7		1724.00	1677.50			1606.00		1611.00	1728.00		1715.25	1701.50
8		1746.00	1690.00		1602.50	1576.50		1613.25		1773.50	1717.00	
9	1615.00	1748.00	1687.50		1582.50		1585.00	1615.00		1774.00	1738.25	
10	1637.00	1711.50		1644.00	1598.50		1595.25	1618.50	1732.00	1761.25		1712.50
11	1634.50			1658.00	1583.00	1584.00	1577.00		1736.75	1769.00		1710.00
12	1661.00		1697.50	1668.50		1603.50	1556.25		1737.00	1766.75	1735.25	1716.25
13	1635.50	1720.00	1690.00	1666.50		1619.50	1595.50	1622.50	1733.25		1726.25	1692.75
14		1722.00	1644.25		1558.50	1613.50		1597.75	1775.50		1725.75	1696.25
15		1733.00	1648.00		1556.50	1627.25		1601.75		1736.00	1710.00	
16	1641.00	1713.00	1658.00	1653.00	1548.50		1589.75	1604.50		1746.50	1713.50	
17	1656.00	1723.00		1635.50	1554.00		1585.25	1614.75	1770.00	1749.00		1695.75
18	1647.00			1644.00	1589.50	1615.50	1575.25		1769.50	1743.00		1694.00
19	1655.00		1661.50	1650.00		1625.50	1584.00		1766.75	1737.00	1730.50	1665.00
20	1653.00	1733.00	1656.75	1641.50		1601.00	1576.25	1615.00	1758.50		1732.25	1650.50
21		1748.00	1649.25		1592.50	1582.00		1639.50	1784.50		1724.00	1651.50
22		1752.00	1635.50		1582.50	1565.50		1642.00		1726.75	1731.00	
23	1675.50	1777.00	1664.00	1629.00	1549.00		1572.25	1665.25		1711.00	1734.50	
24	1665.50	1777.50		1649.50	1568.50		1583.25	1667.00	1762.50	1706.50		
25	1650.00			1637.75	1569.50	1570.00	1601.00		1771.50	1715.50		
26	1727.00		1680.25	1653.50		1576.00	1618.00		1744.75	1716.00	1750.50	
27	1726.00	1772.00	1692.00	1663.50		1573.50	1618.25		1763.00		1746.25	1655.50
28		1781.00	1676.00		1574.60	1558.50		1668.00	1776.00		1708.00	1657.50
29		1770.00	1657.50		1579.50	1598.50		1660.00		1707.00	1725.00	
30	1729.00		1662.50	1651.25	1540.00		1617.75	1660.50		1710.00	1726.00	
31	1744.00				1558.00		1622.00	1648.50		1719.00		
Avg	1656.12	1742.62	1673.77	1650.07	1585.50	1596.70	1593.91	1626.03	1744.45	1747.01	1721.14	1688.53
High	1744.00	1781.00	1714.00	1677.50	1664.00	1635.00	1622.00	1668.00	1784.50	1791.75	1750.50	1720.00
Low	1598.00	1711.50	1635.50	1621.00	1540.00	1558.50	1556.25	1597.00	1690.00	1706.50	1683.50	1650.50
Cumulative Avg			1668.98									

MERCU BUANA

http://digilib.mercubuana.ac.id/

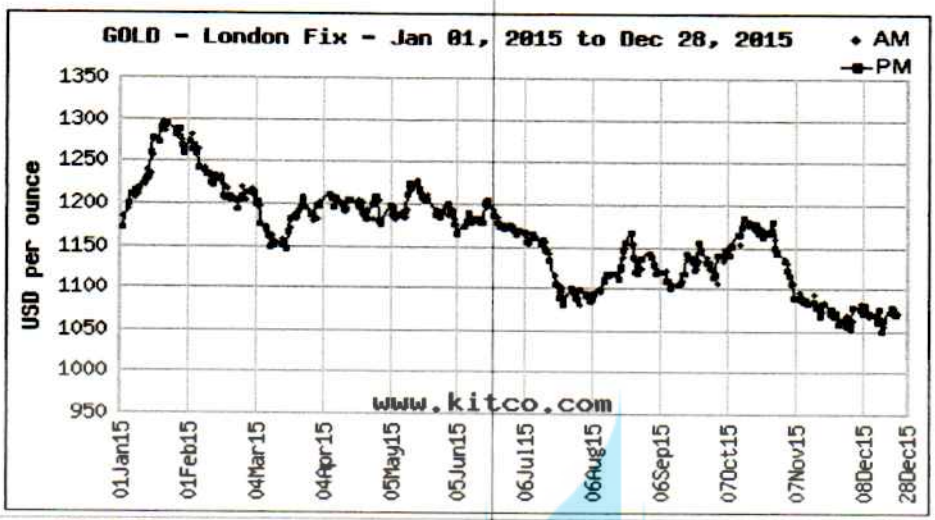

GOLD 2015 London PM Fix - USD												www.kitco.com
	Jan	Feb	Mar	Apr	May	Jun	Jul	Aug	Sep	Oct	Nov	Dec
1				1197.00	1175.95	1199.90	1168.00		1142.30	1119.00		1065.40
2	1172.00	1272.50	1212.50	1198.50		1192.80	1165.25		1137.75	1140.75	1134.00	1055.40
3		1264.25	1212.75			1190.00	1167.95	1091.90	1128.00		1123.10	1055.45
4		1268.50	1199.50			1176.00		1090.65	1118.25		1114.70	1079.25
5	1200.00	1259.25	1202.00		1197.00	1164.60		1085.10		1139.75	1106.30	
6	1210.25	1241.00	1175.75		1194.25		1166.00	1089.75		1147.50	1086.90	
7	1210.50			1211.00	1187.00		1156.25	1093.50	1119.50	1144.60		1075.80
8	1215.50			1207.25	1186.00	1172.80	1158.50		1121.15	1140.00		1072.10
9	1217.75	1238.50	1168.50	1194.80		1177.40	1164.25		1109.85	1151.55	1089.60	1081.00
10		1234.50	1162.00	1207.35		1188.50	1159.30	1097.00	1109.50		1087.10	1071.00
11		1223.75	1150.00		1189.25	1178.50		1108.25	1100.25		1085.90	1072.50
12	1226.50	1222.50	1152.25		1191.50	1182.80		1119.00		1164.90	1087.40	
13	1231.50	1232.50	1152.00	1198.90	1210.50		1154.00	1116.75		1165.20	1081.50	
14	1235.00			1194.75	1225.00		1157.40	1118.25	1104.80	1173.90		1068.25
15	1259.00			1192.90	1220.50	1181.40	1147.40		1105.95	1184.25		1061.50
16	1277.50	1229.25	1150.75	1204.35		1177.75	1144.40		1117.60	1180.85	1084.75	1075.25
17		1209.50	1150.75	1203.35		1178.00	1132.80	1118.80	1117.50		1079.20	1049.40
18		1206.00	1147.25		1223.50	1201.85		1111.45	1141.50		1067.75	1062.50
19	1273.75	1209.50	1166.00		1214.30	1203.40		1126.15		1175.40	1082.60	
20	1288.75	1208.25	1183.10	1196.50	1210.50		1104.60	1147.70		1177.75	1081.75	
21	1293.50			1195.30	1205.00		1105.60	1156.50	1133.25	1167.10		1078.75
22	1295.75			1189.25	1204.10	1185.50	1088.60		1122.90	1167.00		1074.90
23	1294.75	1204.50	1186.25	1185.75		1178.00	1097.40		1131.35	1161.25	1070.50	1068.25
24		1192.50	1191.50	1183.00		1173.75	1080.80	1166.50	1154.50		1076.40	
25		1204.75	1195.60			1172.65		1137.50	1146.65		1068.00	
26	1281.25	1208.25	1203.15		1185.40	1170.50		1120.75		1166.40	1071.00	
27	1288.50	1214.00	1195.75	1200.00	1185.85		1100.00	1119.00		1165.70	1057.40	
28	1288.00			1209.00	1185.00		1096.20	1135.00	1131.05	1179.60		
29	1268.75			1209.00	1191.40	1176.00	1090.25		1132.10	1148.60		1070.10
30	1260.25		1185.50	1180.25		1171.00	1087.50		1114.00	1142.35	1061.90	1060.00
31			1187.00				1098.40					
Avg	1251.85	1227.19	1178.63	1197.91	1199.05	1181.50	1130.04	1117.47	1124.53	1159.25	1085.70	1068.25
High	1295.75	1272.50	1212.75	1211.00	1225.00	1203.40	1168.00	1166.50	1154.50	1184.25	1134.00	1081.00
Low	1172.00	1192.50	1147.25	1180.25	1175.95	1164.60	1080.80	1085.10	1100.25	1119.00	1057.40	1049.40
Cumulative Avg			1160.06									

UNIVERSITAS MERCU BUANA

http://digilib.mercubuana.ac.id/

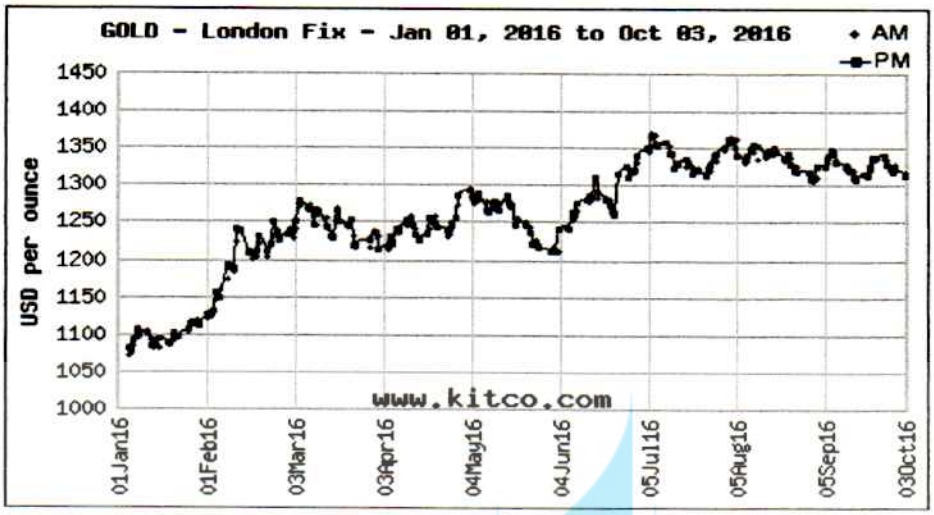

GOLD 2016 London PM Fix - USD											www.kitco.com	
	Jan	Feb	Mar	Apr	May	Jun	Jul	Aug	Sep	Oct	Nov	Dec
1		1126.50	1236.50	1213.60		1214.50	1340.00	1349.65	1309.50			
2		1128.50	1239.20			1212.40		1363.75	1324.70			
3		1132.00	1250.25		1294.00	1240.50		1358.90		1313.30		
4	1082.25	1156.35	1277.50	1219.75	1263.00		1350.75	1362.75		1283.30		
5	1077.00	1150.35		1231.25	1280.25		1350.75	1340.40	1326.35	1269.40		
6	1091.40			1221.40	1289.00	1244.00	1366.25		1337.25	1254.50		
7	1106.35		1267.90	1242.10		1241.00	1356.70		1348.35	1258.75		
8	1101.85	1193.25	1267.00	1239.50		1263.00	1354.25	1336.80	1343.40			
9		1191.00	1246.40		1265.25	1263.90		1341.00	1330.85			
10		1190.00	1266.50		1262.80	1275.50		1347.70				
11	1100.75	1241.00	1264.75	1254.75	1276.85		1357.10	1355.00				
12	1085.40	1239.75		1254.60	1279.25		1342.40	1352.20	1324.60			
13	1088.15			1245.75	1265.90	1280.80	1342.75		1323.65			
14	1088.40		1242.75	1233.85		1287.15	1323.60		1321.75			
15	1093.75	1208.20	1232.00	1227.10		1283.30	1327.00	1339.40	1310.80			
16		1209.50	1228.50		1285.75	1310.75		1344.00	1308.35			
17		1210.00	1266.50		1277.00	1290.70		1343.35				
18	1089.20	1210.10	1252.10	1234.30	1272.90		1334.70	1350.05				
19	1086.25	1231.15		1255.40	1246.25		1330.90	1346.40	1314.85			
20	1101.75			1252.00	1254.20	1281.80	1315.90		1313.80			
21	1096.50		1244.90	1249.25		1272.60	1321.15		1326.10			
22	1096.25	1211.00	1252.50	1243.25		1264.85	1320.75	1335.90	1339.10			
23		1221.35	1217.60		1245.90	1262.15		1342.00	1338.65			
24		1250.75	1221.00		1236.85	1315.50		1327.25				
25	1106.60	1236.00		1238.90	1220.60		1313.15	1321.30				
26	1113.60	1226.50		1241.70	1223.85		1323.00	1318.75	1340.50			
27	1116.25			1247.40	1216.25	1324.55	1329.00		1327.00			
28	1114.00			1256.00		1309.70	1341.75		1322.50			
29	1111.80	1234.90	1226.00	1265.65		1321.50	1342.00		1318.10			
30			1236.25			1320.75		1318.15	1322.50			
31			1237.00		1212.10			1309.25				
Avg	1097.37	1199.91	1246.34	1242.26	1259.40	1276.40	1337.33	1341.09	1326.03	1275.85		
High	1116.25	1250.75	1277.50	1265.65	1294.00	1324.55	1366.25	1363.75	1348.35	1313.30		
Low	1077.00	1126.50	1217.60	1213.60	1212.10	1212.40	1313.15	1309.25	1308.35	1254.50		
Cumulative Avg			1260.59									

UNIVERSITAS MERCU BUANA

http://digilib.mercubuana.ac.id/

NJKSE 5,377.15 -32.20 -0.60% : Composite Index - Yahoo Finance

inance.yahoo.com

Date	Open	High	Low	Close	Volume	Adj Close
7/1/1997	725.029	742.954	707.417	721.27	0	721.27
8/1/1997	721.497	722.223	491.91	493.962	0	493.962
9/1/1997	493.599	615.134	475.471	546.688	0	546.688
10/1/1997	546.22	546.22	444.301	500.418	0	500.418
11/3/1997	500.801	514.716	385.851	401.708	0	401.708
12/1/1997	401.302	427.891	335.694	401.712	0	401.712
1/2/1998	402.104	486.893	321.078	485.938	0	485.938
2/2/1998	486.023	570.052	437.981	482.378	0	482.378
3/2/1998	482.378	550.269	482.378	541.425	0	541.425
4/1/1998	543.1	546.676	456.039	460.135	0	460.135
5/1/1998	460.115	460.115	384.097	420.465	0	420.465
6/1/1998	420.231	445.92	384.713	445.92	0	445.92
7/1/1998	445.164	492.22	441.811	481.717	0	481.717
8/3/1998	481.786	482.34	323.242	342.436	0	342.436
9/1/1998	342.082	342.082	255.464	276.15	0	276.15
10/1/1998	276.588	351.132	255.974	300.77	0	300.77
11/2/1998	301.203	436.794	301.203	386.271	0	386.271
12/1/1998	385.921	414.499	373.994	398.038	0	398.038
1/4/1999	393.964	462.121	376.303	411.932	0	411.932
2/1/1999	412.209	417.764	393.208	396.089	0	396.089
3/1/1999	396.048	399.303	370.643	393.625	0	393.625
4/1/1999	393.625	528.547	392.034	495.222	0	495.222
5/3/1999	495.192	626.093	495.192	585.242	0	585.242
6/1/1999	585.337	720.05	567.962	662.025	0	662.025
7/1/1999	667.826	690.267	567.423	597.874	0	597.874
8/2/1999	598.164	622.69	550.403	567.026	0	567.026
9/1/1999	567.026	576.876	503.598	547.937	0	547.937
10/1/1999	548.335	644.073	548.335	593.869	0	593.869
11/1/1999	594.703	647.506	571.138	583.8	0	583.8
12/1/1999	583.234	693.533	583.234	676.919	0	676.919
1/4/2000	677.474	707.47	626.297	636.372	0	636.372
2/1/2000	636.761	642.138	565.347	576.542	0	576.542
3/1/2000	577.786	599.822	528.204	583.276	0	583.276
4/3/2000	583.547	583.566	510.067	526.737	0	526.737
5/1/2000	526.832	553.851	441.636	454.327	0	454.327
6/2/2000	454.993	515.11	440.463	515.11	0	515.11
7/3/2000	514.658	517.855	489.352	492.193	0	492.193
8/1/2000	492.193	510.157	459.643	466.38	0	466.38
9/1/2000	466.38	478.945	405.204	421.336	0	421.336
10/2/2000	421.16	432.497	399.073	405.347	2E+07	405.347
11/1/2000	406.895	436.121	405.567	429.214	3E+07	429.214
12/1/2000	428.273	438.592	410.939	416.321	7E+07	416.321
1/2/2001	415.372	425.614	402.382	425.614	5E+07	425.614
2/1/2001	426.266	469.812	420.807	428.303	6E+07	428.303

Date	Adj Close
1997	401.712
1998	398.038
1999	676.919
2000	416.321
2001	392.036
2002	424.945
2003	691.895
2004	1000.233
2005	1162.635
2006	1805.523
2007	2745.826
2008	1355.408
2009	2534.356
2010	3703.512
2011	3821.992
2012	4316.687
2013	4274.177
2014	5226.947
2015	4593.008
2016	

UNIVERSITAS MERCU BUANA

http://digilib.mercubuana.ac.id/

3/1/2001	426.645	435.375	352.671	381.05	5E+07	381.05
4/2/2001	381.046	381.263	338.179	358.232	5E+07	358.232
5/1/2001	359.402	414.137	357.81	405.863	8E+07	405.863
6/1/2001	405.783	440.045	386.497	437.62	7E+07	437.62
7/2/2001	437.31	478.368	426.501	470.229	1E+08	470.229
8/1/2001	443.546	444.761	441.475	443.194	9E+07	443.194
9/4/2001	432.775	449.268	388.951	392.476	1E+08	392.476
10/1/2001	392.467	394.976	361.672	383.735	4E+07	383.735
11/1/2001	383.98	386.343	366.007	380.308	4E+07	380.308
12/3/2001	380.203	392.036	368.465	392.036	4E+07	392.036
1/2/2002	387.309	453.438	377.703	451.636	5E+07	451.636
2/1/2002	453.173	466.674	428.906	453.246	6E+07	453.246
3/1/2002	452.943	488.128	449.102	481.775	1E+08	481.775
4/1/2002	482.525	557.593	481.007	534.062	2E+08	534.062
5/1/2002	534.11	551.042	495.982	530.79	2E+08	530.79
6/3/2002	530.817	547.235	498.743	505.009	1E+08	505.009
7/1/2002	505.144	505.596	439.274	463.669	2E+08	463.669
8/1/2002	462.944	466.947	437.044	443.674	2E+08	443.674
9/2/2002	443.027	443.402	401.701	419.307	1E+08	419.307
10/1/2002	418.473	418.473	323.317	369.044	1E+08	369.044
11/1/2002	369.705	391.17	360.576	390.425	1E+08	390.425
12/2/2002	390.425	428.623	387.855	424.945	2E+08	424.945
1/2/2003	423.342	423.342	386.813	388.443	1E+08	388.443
2/3/2003	388.231	404.931	387.954	399.22	1E+08	399.22
3/4/2003	398.742	404.473	377.406	398.004	1E+08	398.004
4/1/2003	397.042	452.633	393.842	450.861	2E+08	450.861
5/1/2003	452.155	500.613	446.902	494.776	2E+08	494.776
6/2/2003	495.237	524.892	493.275	505.499	2E+08	505.499
7/1/2003	505.474	539.131	496.218	507.985	2E+08	507.985
8/1/2003	508.109	531.747	479.82	529.675	2E+08	529.675
9/1/2003	529.506	606.623	529.506	597.652	2E+08	597.652
10/1/2003	597.613	658.1	597.613	625.546	1E+08	625.546
11/3/2003	624.268	642.413	598.743	617.084	1E+08	617.084
12/1/2003	617.257	700.96	617.257	691.895	1E+08	691.895
1/2/2004	691.376	788.254	687.998	752.932	1E+08	752.932
2/3/2004	748.485	796.07	725.223	761.081	8E+07	761.081
3/1/2004	760.896	781.23	700.176	735.677	8E+07	735.677
4/1/2004	735.678	824.509	729.771	783.413	8E+07	783.413
5/4/2004	785.404	786.382	665.959	732.516	9E+07	732.516
6/1/2004	731.512	732.401	683.923	732.401	1E+08	732.401
7/1/2004	728.223	772.354	722.748	756.983	1E+08	756.983
8/2/2004	755.139	763.947	728.35	754.704	1E+08	754.704
9/1/2004	755.962	829.571	755.945	820.134	9E+07	820.134
10/1/2004	820.692	864.625	820.519	860.487	1E+08	860.487
11/1/2004	860.653	977.767	857.571	977.767	1E+08	977.767
12/1/2004	977.832	1007.49	910.994	1000.23	9E+07	1000.233
1/3/2005	1000.55	1049.13	994.531	1045.44	1E+08	1045.435
2/1/2005	1046.1	1109.48	1034.15	1073.83	9E+07	1073.828
3/1/2005	1074.25	1156.96	1056.55	1080.17	2E+08	1080.165
4/1/2005	1081.52	1121.46	1011.38	1029.61	1E+08	1029.613

http://digilib.mercubuana.ac.id/

5/2/2005	1031.1	1088.21	1021.4	1088.17	9E+07	1088.169
6/1/2005	1087.56	1148.8	1079.14	1122.38	1E+08	1122.376
7/1/2005	1124.3	1187.79	1101.99	1182.3	1E+08	1182.301
8/1/2005	1180.49	1195.55	951.21	1050.09	1E+08	1050.09
9/1/2005	1028.82	1106.81	1008.39	1079.28	1E+08	1079.275
10/3/2005	1055.15	1109.8	1053.46	1066.22	9E+07	1066.224
11/1/2005	1072.88	1096.64	1012.48	1096.64	6E+07	1096.641
12/1/2005	1095.42	1185.91	1087.16	1162.64	8E+07	1162.635
1/2/2006	1161.98	1268.63	1161.3	1232.32	1E+08	1232.321
2/1/2006	1233.96	1260.1	1212.29	1230.66	1E+08	1230.664
3/1/2006	1222.81	1339.82	1222.21	1322.97	1E+08	1322.974
4/3/2006	1322.47	1499.99	1322.3	1464.41	1E+08	1464.406
5/1/2006	1468.29	1553.49	1272.26	1330	1E+08	1329.996
6/1/2006	1340.17	1359.53	1222.28	1310.26	1E+08	1310.263
7/3/2006	1310.58	1355.19	1277.6	1351.65	2E+08	1351.649
8/1/2006	1352.74	1441.96	1351.01	1431.26	2E+08	1431.262
9/1/2006	1431.54	1534.61	1417.24	1534.61	1E+08	1534.615
10/2/2006	1531.98	1588.53	1515.46	1582.63	1E+08	1582.626
11/1/2006	1582.7	1738.41	1576.44	1718.96	2E+08	1718.961
12/1/2006	1720.15	1814.26	1719.34	1805.52	2E+08	1805.523
1/2/2007	1813.45	1843.35	1627.76	1757.26	2E+08	1757.258
2/1/2007	1765.87	1824.99	1664.2	1740.97	2E+08	1740.971
3/1/2007	1752.11	1833.42	1692.22	1830.92	2E+08	1830.924
4/2/2007	1837.18	2021.01	1837.18	1999.17	3E+08	1999.167
5/1/2007	1995.17	2111.83	1987.89	2084.32	2E+08	2084.324
6/4/2007	2100.68	2167.45	2045.58	2139.28	3E+08	2139.278
7/2/2007	2140.62	2405.96	2140.62	2348.67	2E+08	2348.673
8/1/2007	2318.7	2322.8	1863.36	2194.34	3E+08	2194.339
9/3/2007	2194.43	2385.24	2192.79	2359.21	3E+08	2359.206
10/1/2007	2366.61	2689.92	2366.61	2643.49	4E+08	2643.487
11/1/2007	2692.51	2737.81	2526.95	2688.33	4E+08	2688.332
12/3/2007	2703.72	2818.53	2629.07	2745.83	3E+08	2745.826
1/2/2008	2739.59	2838.48	2229.82	2627.25	8E+08	2627.251
2/1/2008	2657.16	2773.43	2573.41	2721.94	5E+08	2721.944
3/3/2008	2651.88	2689.66	2239.73	2447.3	2E+08	2447.299
4/1/2008	2463.74	2465.82	2167.65	2304.52	4E+08	2304.516
5/2/2008	2333.56	2516.26	2322.19	2444.35	4E+08	2444.349
6/2/2008	2447.63	2461.05	2316.43	2349.1	3E+08	2349.105
7/1/2008	2361.48	2394.17	2129.4	2304.51	2E+08	2304.508
8/1/2008	2283.02	2283.02	2035.59	2165.94	7E+08	2165.943
9/1/2008	2157.02	2168.8	1592.24	1832.51	3E+08	1832.507
10/6/2008	1766.94	1766.94	1089.34	1256.7	2E+08	1256.704
11/3/2008	1281.51	1430.72	1102.67	1241.54	2E+08	1241.541
12/1/2008	1240.85	1376.1	1177.86	1355.41	2E+08	1355.408
1/5/2009	1377.45	1472.46	1307.53	1332.67	2E+08	1332.667
2/2/2009	1330.02	1360.94	1281.07	1285.48	2E+08	1285.476
3/2/2009	1285.48	1467.52	1244.87	1434.07	2E+08	1434.074
4/1/2009	1434.07	1728.07	1434.07	1722.77	3E+09	1722.766
5/1/2009	1722.77	1941.79	1701.99	1916.83	3E+09	1916.831
6/1/2009	1917.45	2116.17	1888.82	2026.78	5E+09	2026.78

http://digilib.mercubuana.ac.id/

7/1/2009	2026.88	2332.76	1992.38	2323.24	5E+09	2323.236
8/3/2009	2323.85	2411.9	2271.21	2341.54	4E+09	2341.537
9/1/2009	2341.43	2482.85	2272.76	2467.59	4E+09	2467.591
10/1/2009	2467.9	2559.67	2235.39	2367.7	4E+09	2367.701
11/2/2009	2365.65	2494.82	2294.56	2415.84	5E+09	2415.837
12/1/2009	2416.04	2542.5	2413	2534.36	3E+09	2534.356
1/4/2010	2533.95	2689.77	2532.9	2610.8	4E+09	2610.796
2/1/2010	2610.59	2613.67	2431.84	2549.03	3E+09	2549.033
3/1/2010	2548.83	2818.94	2545.89	2777.3	4E+09	2777.301
4/1/2010	2777.7	2972.92	2777.7	2971.25	5E+09	2971.252
5/3/2010	2971.75	2996.42	2502.05	2796.96	5E+09	2796.957
6/1/2010	2796.66	2981.28	2698.28	2913.68	4E+09	2913.684
7/1/2010	2912.88	3104.08	2860.91	3069.28	4E+09	3069.28
8/2/2010	3070.28	3150.16	2959.75	3081.88	4E+09	3081.884
9/1/2010	3081.49	3524.32	3081.49	3501.3	4E+09	3501.296
10/1/2010	3501.2	3667.01	3501.2	3635.32	5E+09	3635.324
11/1/2010	3635.52	3777.92	3529.85	3531.21	5E+09	3531.211
12/1/2010	3530.93	3788.56	3530.93	3703.51	3E+09	3703.512
1/3/2011	3704.44	3789.47	3309.62	3409.17	3E+09	3409.167
2/1/2011	3411.08	3521.63	3336.83	3470.35	2E+09	3470.348
3/1/2011	3470.63	3683.47	3465.6	3678.67	2E+09	3678.674
4/1/2011	3679.05	3824.07	3671.18	3819.62	3E+09	3819.618
5/2/2011	3819.8	3872.95	3760.79	3836.97	4E+09	3836.967
6/1/2011	3837.18	3896.16	3704.58	3888.57	3E+09	3888.569
7/1/2011	3888.2	4177.74	3888.2	4130.8	4E+09	4130.8
8/1/2011	4131.73	4195.72	3590.94	3841.73	4E+09	3841.731
9/2/2011	3841.73	4028.48	3217.95	3549.03	3E+09	3549.032
10/3/2011	3548.12	3875.11	3256.44	3790.85	4E+09	3790.847
11/1/2011	3790.11	3859.1	3618.97	3715.08	3E+09	3715.08
12/1/2011	3715.44	3825.96	3666.25	3821.99	2E+09	3821.992
1/3/2012	3808.69	4038.78	3808.69	3941.69	3E+09	3941.693
2/1/2012	3941.78	4040.08	3838.54	3985.21	3E+09	3985.21
3/1/2012	3985.03	4129.33	3929.19	4121.55	2E+09	4121.551
4/2/2012	4121.82	4232.92	4109.32	4180.73	4E+09	4180.732
5/1/2012	4181.09	4234.73	3810.39	3832.82	3E+09	3832.824
6/1/2012	3820.38	3971.08	3635.28	3955.58	2E+09	3955.577
7/2/2012	3976.71	4149.71	3963.47	4142.34	2E+09	4142.337
8/1/2012	4129.81	4183.03	3978.08	4060.33	1E+09	4060.331
9/3/2012	4052.89	4272.83	4047.28	4262.56	2E+09	4262.561
10/1/2012	4249.69	4366.86	4214.52	4350.29	3E+09	4350.291
11/1/2012	4331.75	4381.75	4255.27	4276.14	2E+09	4276.141
12/3/2012	4277.19	4340.26	4222.13	4316.69	2E+09	4316.687
1/2/2013	4322.58	4472.11	4298.61	4453.7	3E+09	4453.703
2/1/2013	4458.6	4795.79	4457.45	4795.79	2E+09	4795.789
3/1/2013	4798.49	4940.99	4721.32	4940.99	3E+09	4940.986
4/1/2013	4927.12	5034.07	4864.86	5034.07	3E+09	5034.071
5/1/2013	5020.2	5251.3	4907.6	5068.63	2E+09	5068.628
6/3/2013	5053.54	5055.83	4373.38	4818.9	2E+09	4818.895
7/1/2013	4757.18	4815.73	4403.8	4610.38	2E+09	4610.377
8/1/2013	4618.96	4718.1	3837.74	4195.09	4E+09	4195.089

http://digilib.mercubuana.ac.id/

9/2/2013	4196.72	4791.77	4012.68	4316.18	5E+09	4316.176
10/1/2013	4314.96	4611.26	4314.96	4510.63	4E+09	4510.631
11/1/2013	4473.73	4518.65	4202.92	4256.44	3E+09	4256.436
12/2/2013	4269.08	4331.59	4109.31	4274.18	3E+09	4274.177
1/2/2014	4294.5	4510.22	4161.19	4418.76	3E+09	4418.757
2/3/2014	4407	4665.27	4320.78	4620.22	4E+09	4620.216
3/3/2014	4589.62	4903.5	4567.76	4768.28	5E+09	4768.277
4/1/2014	4796.16	4933.11	4721.6	4840.15	4E+09	4840.146
5/2/2014	4845.34	5091.32	4828.22	4893.91	4E+09	4893.908
6/2/2014	4900.97	4971.95	4835.04	4878.58	3E+09	4878.582
7/1/2014	4877.65	5165.42	4862.42	5088.8	4E+09	5088.802
8/4/2014	5076.23	5223.98	5043.52	5136.86	4E+09	5136.863
9/1/2014	5159.94	5262.57	5082.73	5137.58	4E+09	5137.579
10/1/2014	5148.57	5165.39	4900.72	5089.55	3E+09	5089.547
11/3/2014	5102.54	5157.08	4965.39	5149.89	4E+09	5149.888
12/1/2014	5150.38	5226.95	5005.27	5226.95	5E+09	5226.947
1/2/2015	5233.8	5325.04	5121.81	5289.4	5E+09	5289.404
2/2/2015	5277.15	5464.22	5254.04	5450.29	4E+09	5450.294
3/2/2015	5452.83	5518.67	5350.47	5518.67	5E+09	5518.675
4/1/2015	5516.8	5524.04	5015.01	5086.42	4E+09	5086.425
5/4/2015	5093.33	5347.13	5089.42	5216.38	4E+09	5216.379
6/1/2015	5212.13	5215.55	4826.13	4910.66	3E+09	4910.658
7/1/2015	4924.07	4982.91	4711.49	4802.53	3E+09	4802.529
8/3/2015	4778.04	4868.07	4111.11	4509.61	4E+09	4509.607
9/1/2015	4484.2	4484.79	4033.59	4223.91	3E+09	4223.908
10/1/2015	4231.41	4696.16	4207.8	4455.18	4E+09	4455.18
11/2/2015	4442.42	4621.26	4395.97	4446.46	3E+09	4446.458
12/1/2015	4504.22	4595.51	4330.76	4593.01	2E+09	4593.008

UNIVERSITAS
MERCU BUANA

http://digilib.mercubuana.ac.id/

PERGERAKAN INDEKS SEKTOR PROPERTI DAN REAL ESTATE

Januari 1996 - Desember 2008

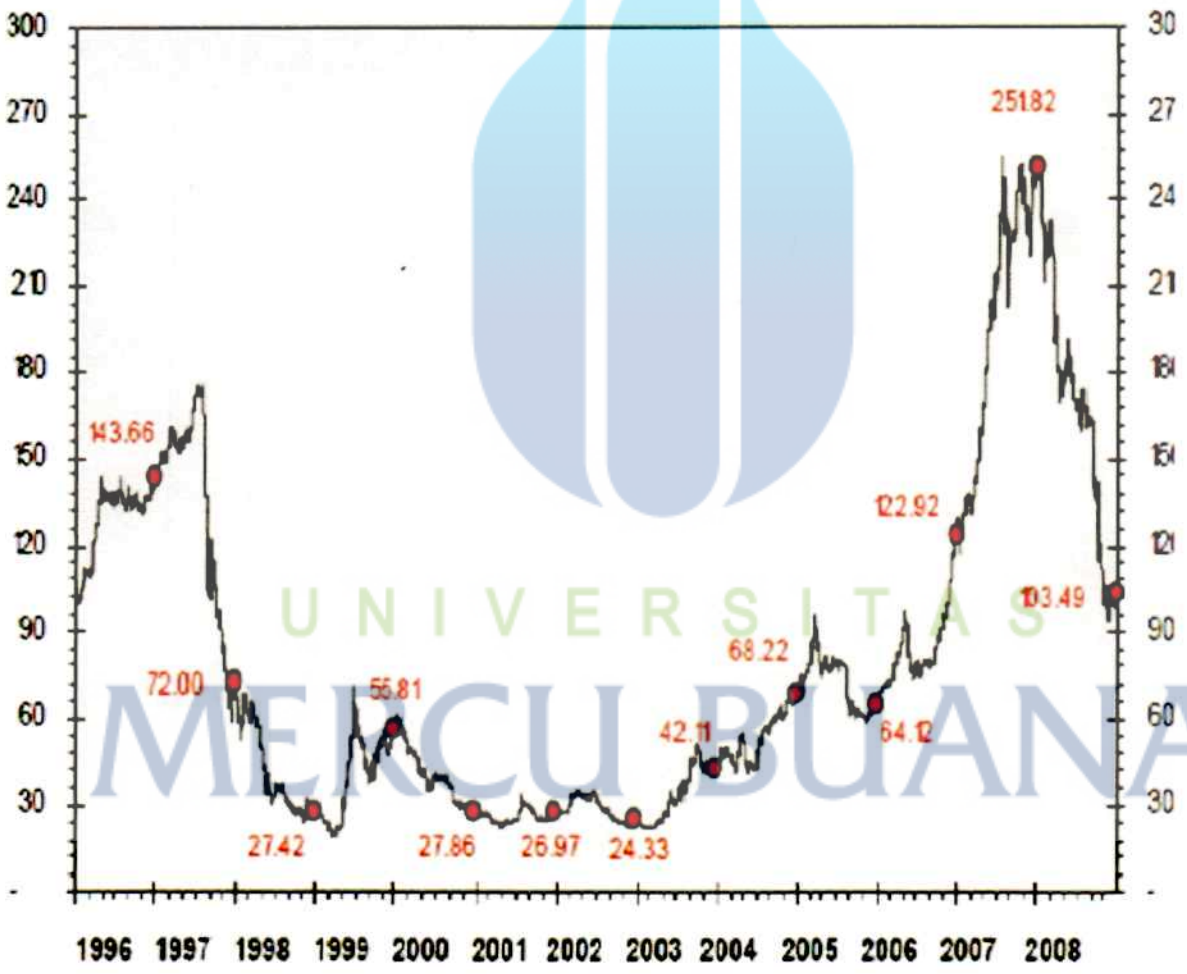

UNIVERSITAS MERCU BUANA

http://digilib.mercubuana.ac.id/

ttp://www.globalpropertyguide.com/real-estate-house-prices/I#indonesia

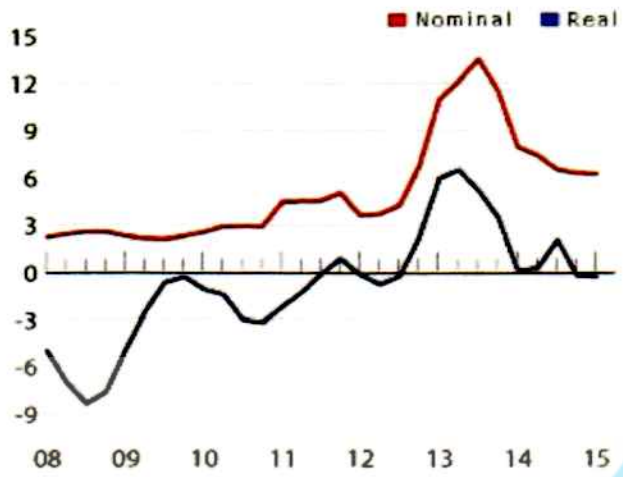

	Q1	Q2	Q3	Q4
2016	0.99	0.36		
2015	1.44	0.7	0.99	0.73
2014	1.45	1.69	1.46	1.54
2013	4.82	2.18	2.29	1.77
2012	0.82	1.17	1.03	3.6
2011	2.24	1.09	0.48	1.16
2010	0.7	1.04	0.47	0.66
2009	0.47	0.69	0.44	0.68
2008	0.74	0.84	0.47	0.48
2007		0.67	0.33	0.48

% change over a quarter (QoQ)
Source: Bank Indonesia

UNIVERSITAS
MERCU BUANA

Property Price Index, Composite 16 Cities (Included Jabodebek- Banten)

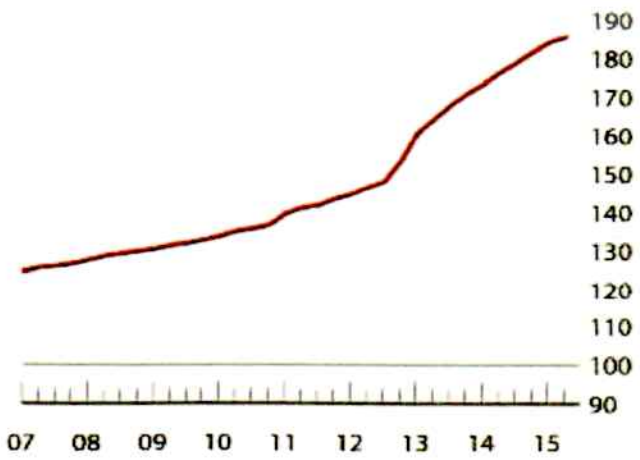

http://digilib.mercubuana.ac.id/

http://www.indonesia-investments.com/finance/stocks-bonds/item13

Returns on various investment instruments:

Year	Jakarta Composite Index year-on-year growth	State Bonds yoy growth	Gold yoy growth	Inflation yoy growth
2015	-12.39%	-6.38%	-10.70%	+3.35%
2014	+22.29%	+7.97%	-1.51%	+8.36%
2013	-0.98%	+8.60%	-28.26%	+8.38%
2012	+12.94%	+5.39%	-3.60%	+4.30%
2011	+3.20%	+5.89%	+22.30%	+3.79%
2010	+46.13%	+7.83%	+29.70%	+6.96%
2009	+86.98%	+10.05%	+24.00%	+2.78%
2008	-50.64%	+12.16%	+5.50%	+11.06%
2007	+52.08%	+10.08%	+31.30%	+5.79%

UNIVERSITAS
MERCU BUANA

http://digilib.mercubuana.ac.id/



SRI WAHYUNI, S.Kom

MARKETING RESEARCH DEVELOPMENT |
55114310038.student.mercubuana.ac.id

Places, Date of Birth
Sukabumi, November 1st 1989

BJECTIVE

be recognized as a competent rker and having a positive tude and strong motivation or rit. "Always self improvement h highly motivated".

KILLS

ministrativ assistance, stomer Satisfacation, Customer vice, Computer Literate, Email ents, Leadership, Public ation, Public Speaking, manitarian assistance, sentation Skills, Marketing ent Planning, Social Media, rketing and Sales ext.

OLUNTEER PERIENCE & CAUSES R ORGANIZATION*

President of Student (SENAT IK BSI)
KABUMI
2010 – July 2012 (1 years 1 th)

caring community anti-drug (KPMS)[1]
KABUMI
ober 2010 – October 2012 (2 years onth)

Fundraiser Team of Save the ldren Indonesia (Yayasan angi Tunas Cilik)[2]
ARTA
ruari 2016 – Juni 2016 (5 month)

EXPERIENCE

MARKETING OFFICER • PT. GLOSTAR INDONESIA (POU CHEN GROUP) • 2013 'FEB – 2014 'AUGUST

Order Development - Asst. Manager (Marketing Depr). PT Glostar Indonesia as a multinational manufacturing company, which is engaged in the production of sports shoes and casual shoes for the holder of the original brand like Vans, Timberland, Bucketfeet and Converse.

MARKETING & SALES DEVELOPMENT • PT. PLASA TELKOM (SPEEDY) • 2010 'JUNE – 2011 'JULY

Duties and Responsibilities aims to look at the effect on customer loyalty communitization Speedy Community members Sukabumi West Java,ie perform a variety of innovations to improve Speedy marketing in various circles and create customer loyalty and increase sales. such as social activities and speedy server maintenance to repair the fastest means of communication, by free hotspot open area in the various regions in Sukabumi, also public area.

EDUCATION

Graduates of Information Management & Information System (S1) and then I am currently studying Master of Management, Financial Management. (2014-2016) as below list of my education :

Period			School / Instution / University	Major	Degree	Grade
2008	–	2011	AMIK BINA SARANA INFORMATIKA	MI	DIII	3.49
2011	–	2012	STIMIK NUSA MANDIRI	SI	S1	3.41
2014	–	2016	UNIVERSITAS MERCU BUANA	MM	S2	3.68

FINAL PROJECT TITLE

"Research on Preference Investments of Fixed Assets and Financial Assets with Minimax Regret Model, Year 1998-2015".

SRI.W89@GMAIL.COM
@SRI.W89
+62 852 1700 5556
Https://Id.Linkedin.Com/In/Sri-Wahyuni

UNIVERSITAS MERCU BUANA
http://digilib.mercubuana.ac.id/

UNIVERSITAS
MERCU BUANA

http://digilib.mercubuana.ac.id/

UNIVERSITAS
MERCU BUANA

http://digilib.mercubuana.ac.id/